


CITY OF HENDERSONVILLE



BUDGET

FISCAL YEAR 2011-12

BUDGET ORDINANCE

AN ORDINANCE MAKING APPROPRIATIONS FOR CERTAIN EXPENSES, CAPITAL IMPROVEMENTS AND INDEBTEDNESS OF THE CITY OF HENDERSONVILLE, NORTH CAROLINA FOR THE YEAR BEGINNING JULY 1, 2011 AND ENDING JUNE 30, 2012

WHEREAS, the City of Hendersonville is coming to the conclusion of its fiscal year and will enter into a new fiscal year on July 1, 2011; and

WHEREAS, it is necessary and required that prior to entering into a new fiscal year a budget must be passed and adopted for the operation of the city government; and

WHEREAS, a public hearing and a work session have been held wherein the public has been notified and invited to be present.

THEREFORE, BE IT ORDAINED BY THE PEOPLE OF THE CITY OF HENDERSONVILLE, NORTH CAROLINA:

SECTION 1: The following amounts are hereby appropriated for the operating budget for the City of Hendersonville and its activities for the fiscal year beginning July 1, 2011, and ending June 30, 2012, in accordance with the chart of accounts heretofore established for this City:

General Fund	\$12,017,270
Downtown Tax District	381,000
Seventh Avenue District	37,790
Capital Reserve Fund	1,000
Water/Sewer Fund	14,648,670
Environmental Services Fund	1,562,550
TOTAL APPROPRIATIONS	\$28,648,280
Less: Interfund Transfers	<u>2,654,870</u>
TOTAL NET APPROPRIATIONS	<u>\$25,993,410</u>

SECTION 2: That the attached detailed budget document be, and the same reflects the estimated revenues, revenue contributions, and budget appropriations of the City of Hendersonville, North Carolina, for the period beginning July 1, 2011, and ending June 30, 2012. A copy of said document will be available for inspection in the Office of the City Clerk.

SECTION 3. That the City Clerk has published notice of this public hearing and a summary of the proposed budget in a newspaper of local circulation.

SECTION 4. That no appropriations for salaries shall be changed, nor appropriations transferred between departments or divisions, unless authorized by the Council. Appropriations within a department, other than salaries, may be transferred therein by the City Manager or his designee for the purpose of equalizations when necessary. Amounts up to \$1,000 between departments, including contingency appropriations, may be transferred within the same fund. An official report of all intra-fund transfers shall be made at the next regular meeting of the Governing Board.

SECTION 5: There is hereby levied a tax at the rate of thirty-eight cents (\$.41) per one hundred dollars valuation of property as listed for taxes as of January 1, 2011. This rate is based on an estimated total valuation of property for the purpose of taxation of \$1,635,132,000 and estimated collection rate of 97.25.

Also levied is a tax rate of twenty-five cents (\$.28) per one hundred dollars (\$100) valuation of property as listed for taxes as of January 1, 2011, for a special service district established for the purpose of a Downtown Revitalization Project. This rate is based on an estimated total valuation of property for the purpose of taxation of \$81,337,000 and an estimated collection rate of 98%.

A tax rate is also levied of eight cents (\$.12) per one hundred dollars (\$100) valuation of property as listed for taxes as of January 1, 2011, for the Seventh Avenue Municipal Service District formed upon a petition of some of the property owners, established for the purpose of landscaping improvements as well as some activities of the Historic Seventh Avenue District (HSAD). The rate is based on an estimated total valuation of property for the purpose of taxation of \$10,040,000 and an estimated collection rate of 97%.

There is hereby adopted a capital project ordinance budget for construction of the Jackson Park Sewer Project as follows:

Proceeds of Debt - Bank Loan	4,000,000
Transfer from Water & Sewer Fund	<u>150,000</u>
	\$4,150,000
Professional Services - Legal	35,000
Professional Services - Engineering	390,000
Capital Outlay - Land & R-O-W	150,000
Capital Outlay - Other Improvements	3,250,000
Contingencies	<u>325,000</u>
	\$4,150,000

There is hereby further adopted an official Fee Schedule listing specific fees, business licenses, and utility rates charged by the City of Hendersonville for:

- a) the use of City facilities and equipment for the purposes of making them available to public
- b) specific utility rates the proceeds of which are for the maintenance and expansion of its water and sewer system
- c) the administration of a system of business licenses taxation to generate revenue for the General Fund under the authority of North Carolina General Statutes (NCGS) §160A-211,

- d) the reproduction of public records and other miscellaneous services to cover the actual cost of producing these documents and information under the provision of NCGS §132-6.2.

The Fee Schedule is incorporated by reference and placed on file in the Office of the City Clerk.

SECTION 6: That copies of this Budget Ordinance shall be furnished to the City Clerk, City Manager and Finance Officer to be kept on file by them for their direction in the disbursement of funds.

SECTION 7: This ordinance shall become effective on and after July 1, 2011.

SECTION 8: That all ordinances and parts of ordinances in conflict herewith be and the same hereby repealed.

Passed and adopted at the regular meeting of the City Council of the City of Hendersonville, North Carolina, held this 2nd day of June, 2011.

ATTEST:

Barbara Volk, Mayor, City of Hendersonville

Tammie K. Drake, CMC, City Clerk

Approved as to form:

Samuel H. Fritschner, City Attorney

CITY OF HENDERSONVILLE
FISCAL YEAR 2011-12 BUDGET

TABLE OF CONTENTS

	PAGE NUMBER
EXECUTIVE SUMMARY	
Executive Summary.....	A
Total City Revenue	I
Total City Appropriations.....	II
Position Changes by Fund.....	III
Total Salaries and Benefits.....	V
Assessed Property Values.....	VI
Revenue Neutral Calculations.....	VII
 REVENUES AND APPROPRIATIONS BY FUND	
 <i>GENERAL FUND</i>	
General Fund Revenue Summaries.....	1
General Fund Revenues.....	2
General Fund Appropriation Summaries.....	6
General Fund Appropriations:	
Governing Body.....	7
Administration.....	9
Finance.....	12
City Engineer.....	15
Information Technology	17
Legal	19
Public Works.....	20
Police.....	33
Fire.....	36
Zoning.....	39
Planning.....	41
Other Appropriations Summaries.....	43
Non-Departmental.....	44
Special Appropriations.....	45
Debt Service.....	46
Contingencies	47

CITY OF HENDERSONVILLE

FISCAL YEAR 2011-12 BUDGET

TABLE OF CONTENTS

	PAGE NUMBER
<i>DOWNTOWN TAX DISTRICT</i>	
Downtown Tax District Revenue Summaries.....	48
Downtown Tax District Revenues.....	49
Downtown Tax District Appropriation Summaries.....	50
Downtown Tax District Appropriations.....	51
<i>SEVENTH AVENUE DISTRICT</i>	
Seventh Avenue District Revenue Summaries.....	52
Seventh Avenue District Revenues.....	53
Seventh Avenue District Appropriation Summaries.....	54
Seventh Avenue District Appropriations.....	55
<i>CAPITAL RESERVE FUND</i>	
Capital Reserve Fund Revenue Summaries.....	56
Capital Reserve Fund Appropriation Summaries.....	57
Capital Reserve Fund Appropriations.....	58
WATER AND SEWER FUND	
Water and Sewer Fund Revenue Summaries.....	59
Water and Sewer Fund Revenues.....	60
Water and Sewer Fund Appropriation Summaries.....	62
Water and Sewer Fund Appropriations:	
Administration.....	63
Finance.....	66

CITY OF HENDERSONVILLE

FISCAL YEAR 2011-12 BUDGET

TABLE OF CONTENTS

	PAGE NUMBER
Water and Sewer Fund Appropriations(continued):	
Facilities Maintenance.....	68
Water Treatment Plant.....	71
Shop Operations.....	74
Water Maintenance & Construction.....	77
Waste Water Treatment Plant.....	80
Sewer Maintenance & Construction.....	83
Other Appropriation Summaries.....	86
Other Appropriations.....	89
 ENVIRONMENTAL SERVICES FUND	
Environmental Services Revenue Summaries.....	91
Environmental Services Revenue.....	92
Environmental Services Appropriation Summaries.....	93
Environmental Services Appropriations.....	94
 WATER FUND CAPITAL PROJECTS	
Raw Water Intake Project	96
Wolfpen Creek Sewer Outfall.....	97
Jackson Park Sewer Project... ..	98
 APPENDICES	
Fee Schedule.....	99

CITY COUNCIL:
BARBARA G. VOLK
Mayor
JEFF COLLIS
Mayor Pro Tem
STEVE CARAKER
JERRY A. SMITH, JR.
WM. RALPH FREEMAN, JR.

CITY OF HENDERSONVILLE

"The City of Four Seasons"

OFFICE OF THE CITY MANAGER
W. Bowman Ferguson

OFFICERS:
W. BOWMAN FERGUSON
City Manager
SAMUEL H. FRITSCHNER
City Attorney
TAMMIE K. DRAKE
City Clerk

May 13, 2011

Honorable Mayor and City Council
City of Hendersonville, North Carolina

It is my privilege to submit to you my proposed Fiscal Year 2011-2012 Budget for the City of Hendersonville, which covers the time period from July 1, 2011 through June 30, 2012. As I stated this time last year, the preparation of this budget represents the most difficult of my career in government, and continues to bring our attention to hard choices on both revenues and expenditures that must be tackled to provide core services and needed investments in the coming year. We are fortunate to have avoided the fiscal crisis being experienced at the state and federal levels, but our situation is far from comfortable as we struggle to fund core needs.

The essential costs of government, as represented in the general fund by personnel costs, operating costs and capital outlay will drop for the third straight year. The average homeowner will see no change in their property tax bill next year. Fees for service will remain flat, including fees for solid waste, water and sewer.

As in previous years where Henderson County has proceeded with property revaluation, the City is required to calculate a revenue neutral tax rate. This process is designed to make sure elected officials and the public are aware of what tax rate would be necessary to ensure that the same amount of tax revenue is collected before and after revaluation. As is the case in previous years, the recommended budget has relied heavily on the revenue neutral tax calculation in setting the tax rate for the upcoming year. This year's tax rate will be adjusted to ensure that approximately the same amount of revenue will be generated from property taxes next year as last year.

I regret that this budget fails to fund a large number of priorities identified by the Mayor and Council in the recent CIP discussions. In addition to having cut a number of projects and pieces of equipment from the budget, I have also been unable to fund any increases in merit pay or cost-of-living raises for employees. At the time of budget printing, proposed changes to the employee health insurance plan are still unresolved and an update will be provided to the City Council prior to budget adoption in June.

This year's budget does propose making a change in how stormwater services are paid for. Services like street sweeping, stormwater facility inspections and reconstruction of storm drains

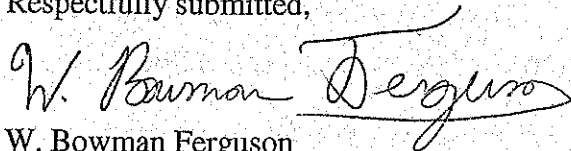
and sewers have traditionally been paid for out of the general fund. These services are required by our NPDES Phase II permit, which is governed and mandated by the EPA and NCDENR. This budget proposes repurposing the solid waste fund to include stormwater functions and responsibilities. This transition will be implemented over several years, but the immediate impact will be the purchase of the streetsweeper out of the newly expanded fund. There are no changes proposed to the rate that customers are charged in this fund. We are simply expanding the purposes for which the revenue will be used, and informing customers that their bill now covers solid waste and stormwater services.

Another significant change involves our proposal to begin collecting recycling with city crews and ending our contract with an outside vendor. Our ability to transfer our recyclable materials at the Stoney Mountain Landfill creates an opportunity for significant efficiencies in collection, and allows us to use existing equipment and resources to get into the recycling collection business. We look forward to the long-term efficiencies that this change will make possible.

These recommendations are now presented to the Council for review and consideration. The City Manager's proposed budget is an effort to accommodate and represent the values, desires and priorities of the Council, and only serves to begin the discussion of what should be funded in the coming year and how to pay for it. The task falls to the Council to consider the proposed budget and modify it to more accurately reflect your intentions. The staff stands ready to provide you with information and analysis as you undertake your review, and we look forward to implementing this plan in the coming year.

Each year at this time I close my transmittal letter by thanking Jim Rudisill, Finance Director, his staff, and all the Management Team Members who contributed to the preparation and development of the budget. That thanks and recognition is particularly well deserved this year, where the challenges of this process were met head on by a team of dedicated staff who were critical in bringing the Council a balanced budget proposal.

Respectfully submitted,

A handwritten signature in cursive script that reads "W. Bowman Ferguson". The signature is written in dark ink and is positioned above the printed name.

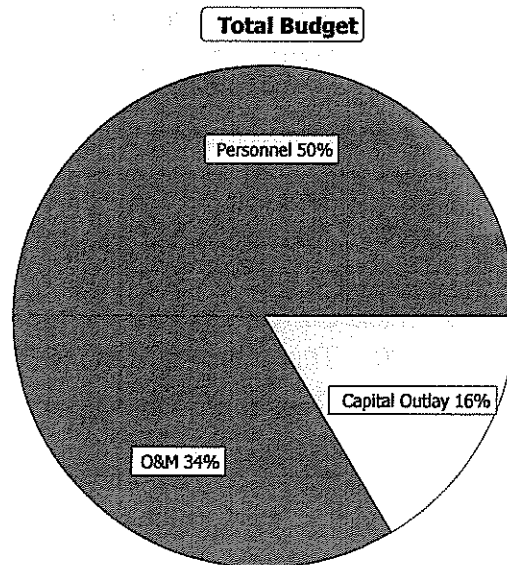
W. Bowman Ferguson
City Manager

EXECUTIVE SUMMARY

This Executive Summary is a description of the proposed budget for **Fiscal Year 2011-2012** as compared with the originally adopted *Fiscal Year 2010-2011* budget. Fund accounting is used to account for similar operations that may contain related expenditures and revenues required to be segregated by either law or good management practices. The proposed budget for all operating funds can be summarized in the following table.

Fund	FY 10-11	FY 11-12	↓%
General	\$ 11,920,940	\$ 12,017,270	1%
Downtown District	\$ 374,000	\$ 381,000	2%
Seventh Avenue	\$ 35,540	\$ 37,790	6%
Capital Reserve	\$ 1,000	\$ 1,000	0%
Water/Sewer	\$ 15,092,510	\$ 14,648,670	-3%
Environmental Services	\$ 1,072,300	\$ 1,562,550	46%
Total Budget	\$ 28,496,290	\$ 28,648,280	1%
Less Interfund Transfers	\$ 2,653,060	\$ 2,654,870	0%
Total Net Appropriation	\$ 25,843,230	\$ 25,993,410	1%

This chart indicates the breakdown among the three components of the budget: personnel costs, operating expenses and capital outlay.



Within each subheading a particular fund will be discussed in terms of its revenues and broken down into three expenditure components: personnel costs, operation and maintenance expense and capital outlay.

The total budget expenditures will increase less than 1% from the current fiscal year.

Personnel related expenses make up the largest single component of total budget at 50%. No cost of living adjustment (COLA) is included in this year's budget due to the effect the economy has had on the City's revenue. The City Manager will re-evaluate this decision at the end of the calendar year to see if the economic situation has improved.

The salary administration plan also includes no funding for merit increases. The merit was eliminated for basically the same reason as the COLA. Longevity pay was included for those employees with qualifying years of service. Merit pay will also be re-evaluated if the City's financial condition improves.

Operating expenditures account for 34% of the total City budget. Operational expenses are fuel, supplies, repair and maintenance of building and grounds, travel expenses, training costs, dues and subscriptions, vehicle repairs, telephone expenses, insurance premiums (such as property and casualty, workers' compensation, liability). Generally speaking this classification of expenses will include everything but personnel and capital outlay. We budgeted a small increase of about 10% in workers' compensation and casualty insurance premiums. The most notable change is the anticipated cost of gasoline and diesel fuel. We used as a budget forecast expense \$2.50 for unleaded gasoline and \$2.75 for highway diesel when budget preparation began in February. Obviously these may need to be adjusted given the volatility of the price of oil. *(Note to reader: fuel sales to NC local governments are exempt from almost all NC and federal taxes.)*

Capital items are treated as either "non-depreciable" or "depreciable" within the various cost centers. Management will not attempt to depreciate certain assets of an unknown useful life and having an acquisition cost of less than \$5,000. The classification of depreciable capital items included in this budget are those identified in the Capital Improvement Program. Fleet vehicles are set out separately in each department budget. Overall capital expenditures are more than the total amount budgeted in the last fiscal year by \$1,313,360. The majority of the increase is due to an increase in the total capital outlay in the Water and Sewer Fund attributable to the Highway 64 water and sewer line relocation project and two large equipment items in the Solid Waster Fund. Total capital outlay in Fiscal Year 2011-2012 equals \$3,803,000 or an estimated 16% of the budget.

The CIP items are summarized on the following page by department based on whether they have been classified as depreciable Capital Improvement Program (CIP) projects, land acquisition, equipment, software or Non-depreciable CIP items such as motorized vehicles and/or equipment that cost over \$1,000 but less than \$5,000. These can be items such as computer hardware, computer software, printers, riding lawn movers and other acquisitions.

Department	CIP Projects & Land Acquisition	CIP Equipment & Software	CIP Vehicles & Trucks	Total
General Fund:				
Information Services:				
Computer Repl'ment - G/F		\$ 20,000		\$ 20,000
Server Replacement		\$ 8,000		\$ 8,000
GPS Software		\$ 1,000		\$ 1,000
Network Upgrade		\$ 5,000		\$ 5,000
Sanitary Sewer - W/S		\$ 20,000		\$ 20,000
ArcGIS Licenses(4)		\$ 6,000		\$ 6,000
Traffic Software		\$ 7,000		\$ 7,000
MDT Replacements		\$ 25,000		\$ 25,000
ArcMap & ArcEngine Seat		\$ 2,000		\$ 2,000
Computer Repl'ment - W/S		\$ 12,000		\$ 12,000
ERSI ArcEngine Lic. - W/S		\$ 2,000		\$ 2,000
Total IT		\$ 108,000		\$ 108,000
Public Works Department:				
Dump Trk - Grounds Maint.			\$ 40,000	\$ 40,000
Patton PK Walking Trails		\$ 12,000		\$ 12,000
Sidewalk Infill		\$ 20,000		\$ 20,000
Mill Building Roof	\$ 5,000			\$ 5,000
Lifeguard Stands		\$ 15,000		\$ 15,000
Salt & Sand Spreader Stds		\$ 12,000		\$ 12,000
Sign Machine		\$ 15,000		\$ 15,000
Total Public Works	\$ 5,000	\$ 74,000	\$ 40,000	\$ 119,000
Police Department:				
Vehicle Replacements			\$ 120,000	\$ 120,000
Mobile Radios		\$ 10,000		\$ 10,000
Walkie Talkies		\$ 5,000		\$ 5,000
Mobile Video Cameras		\$ 23,000		\$ 23,000
Total Police	\$ 0	\$ 38,000	\$ 120,000	\$ 158,000

Department	CIP Projects & Land Acquisition	CIP Equipment & Software	CIP Vehicles & Trucks	Total
Fire Department:				
Fire Station		\$ 50,000		\$ 50,000
Total Fire		\$ 50,000		\$ 50,000
Zoning Department:				
Furniture		\$ 7,000		\$ 7,000
Total General Fund	\$ 5,000	\$ 277,000	\$ 160,000	\$ 442,000
Water & Sewer Department:				
SCADA System	\$ 300,000			\$ 300,000
Rugby Drive Water Line	\$ 50,000			\$ 50,000
Jackson Pk Sew Interceptor	\$ 150,000			\$ 150,000
AMR Meter Replacement		\$ 500,000		\$ 500,000
Hwy 64 W/S Relocation	\$ 1,030,000			\$ 1,030,000
Oversize Water Mains	\$ 30,000			\$ 30,000
Sewer Mains - I/I	\$ 100,000			\$ 100,000
Etowah Pump Station Site	\$ 30,000			\$ 30,000
WTP Elevator		\$ 200,000		\$ 200,000
Compressors(2)		\$ 15,000		\$ 15,000
Backhoe Replacement	\$ 65,000			\$ 65,000
9-ton Trailor	\$ 8,000			\$ 8,000
CCTV Sewer Insp. Vehicle			\$ 218,000	\$ 218,000
Browning Sewer Lift Station	\$ 24,500			\$ 24,500
WWTP Front Deck Mower		\$ 17,000		\$ 17,000
WTP Sludge Centrifuge Reh		\$ 40,000		\$ 40,000
Bonclarken Sewer PS Backup		\$ 9,500		\$ 9,500
Jackson Pk Sewer PS Backup		\$ 7,000		\$ 7,000
Motor Vehicle Replacement			\$ 94,000	\$ 94,000
WTP Telephone System		\$ 13,000		\$ 13,000
Total Water & Sewer	\$ 1,787,500	\$ 801,500	\$ 312,000	\$ 2,901,000

Department	CIP Projects & Land Acquisition	CIP Equipment & Software	CIP Vehicles & Trucks	Total
Environmental Services Fund:				
Refuse Vehicle			\$ 220,000	\$ 220,000
Street Sweeper			\$ 180,000	\$ 180,000
Recycling Receptacles		\$ 100,000		\$ 100,000
Total Environmental Services		\$ 100,000	\$ 400,000	\$ 500,000

Interfund transfers are necessary exchanges of cash between funds to accurately and equitably reflect the purpose of expenditures, or to implement City Council's policy decisions. Here are three examples. The General Fund compensates the Water and Sewer (enterprise) Fund for debt associated with the extensions and/or improvements of existing water service into newly annexed areas. The General Fund subsidizes the Environmental Services Fund recognizing the governmental aspect of solid waste collection as being for the public health of the community. The Water and Sewer Fund is charged back a certain amount for to cover personnel costs in Administration, Finance and Governing Body, General Fund and Information Technology. Following is the schedule of interfund transfers.

SUMMARY OF OPERATING TRANSFERS

Operating Transfers	Amount
Capital Reserve Fund to General Fund - Sewer Annexation Principal	\$100,880.00
Capital Reserve Fund to General Fund - City Hall Renovation P&I	\$303,840.00
General Fund to Downtown Fund - Sales and Use Tax	\$100,600.00
General Fund to Seventh Avenue - Operating Expense	\$23,390.00
General Fund to Environmental Service Fund	\$285,270.00
Downtown Fund to General Fund	\$100,000.00
Water/Sewer Fund to General Fund - General Government	\$1,027,390.00
Water/Sewer Fund to General Fund - Motor Pool & Paving Cuts	\$153,500.00
Water & Sewer Fund to Capital Reserve Fund	\$550,000.00
Environmental Services to General Fund - Personnel	\$10,000.00
Total Operating Transfers	\$2,654,870.00

Following this Executive Summary are appendices numbered I through VI which are revenue and expenditure summaries for the entire budget, tabular data regarding personnel costs and an analysis of the tax rate. The entire proposed line item budget for FY 2011-2012 is presented by fund with comparisons of the current year in pages 1 through 98. The City's fee schedule is provided in the last section of the document being on page 99. Following are narrative highlights under subheadings.

I. THE GENERAL FUND

A. Revenues

The total property valuation is estimated to drop to \$1,635,132,000 representing a decrease in the assessed valuation of about 6.4% or \$111,868,000. This equates to a revenue loss of approximately \$425,100 at the \$.38 tax rate due to decreases in the assessed value of real property, personnel property and corporate utilities. Motor vehicle valuation increased slightly after declining the previous two fiscal years.

At the City Council workshop on May 13 it was recommended that a tax rate of 41 cents per hundred dollars of evaluation be imposed as necessary to support the upcoming year's General Fund operation, which will yield ad valorem property tax revenue of \$6,387,726. Including the revenues from vehicles the total estimated levy is \$6,704,041.

The following table represents a historical four-year comparison of previous tax levies in the City, including real, personal property vehicles and utilities.

FISCAL YEAR	RATE (per \$100)	VALUATION	LEVY
07-08	38¢	\$ 1,668,800,000	\$ 6,214,611
08-09	38¢	\$ 1,723,000,000	\$ 6,547,400
09-10	38¢	\$ 1,734,230,000	\$ 6,590,074
10-11	38¢	\$ 1,747,000,000	\$ 6,638,600
11-12	41¢	\$ 1,635,132,000	\$ 6,704,041

Each one cent of the levy represents approximately \$163,513 in property tax revenue in the General Fund. This figure reflects all real and personal property including motor vehicles. The \$.41 tax rate used in the above table is the revenue neutral rate and is presented for informational purposes only. As mentioned above a \$.38 tax rate would result in \$425,100 or 6.4% less revenue than the previous fiscal year.

The preservation of fund balance in the General Fund is considered highly desirable given the decline in revenue during the economic downturn. Also, the Council is aware of several impending large capital projects on the horizon and wishes to preserve fund balance to address these in the future.

Revenue for FY2011-12 will be basically flat due to the economic recession that started in Fiscal Year 2008-09. The general feeling is the effects of the recession will continue to be felt with unemployment remaining high and housing starts remaining low through this budget year.

Due to large losses sustained by the North Carolina Local Government Employees Retirement System the State increased the retirement contribution for all cities by .53%. This added about \$35,000 in ongoing salary and fringe benefit costs to the General Fund.

The property tax is the only substantial revenue source that is subject to local control. The others are state-collected and disbursed by formula, from ancillary operations such as the ABC Stores or fees established by franchise authority.

Revenue Type	Estimated Amount	% of Total Revenue
Beer & Wine Tax	\$ 18,000	0.13%
Utility Franchise Tax	\$ 600,000	4.48%
Local Option Sales Tax	\$ 2,250,000	16.80%
Powell Bill Revenues	\$ 325,000	2.43%
ABC Store Revenue	\$ 80,000	0.60%
Sales tax on Telecom	\$ 200,000	1.49%
TOTAL	\$ 3,273,000	24.44%

The utility franchise tax and the beer and wine tax are local revenues collected by the State of North Carolina and returned to local government in accordance with the statutory authority used by the state government to levy these. The following table specifies the name and nature of other local revenues collected by the State of North Carolina.

Source	Type of Revenue
Utility Franchise Tax	A tax of 3.22% on sales of electricity, 3.09 returned to the municipality. Piped Natural Gas is an excise tax based on volume sold. Telecommunications tax is 6% of gross receipts of certain phone services.
Beer & Wine Excise Tax	Due cities on a per capita basis where sales are permitted. It is 23¾% of the state beer tax, 62% of state collections of tax on unfortified wine and 22% of fortified wine.

A fund balance appropriation of \$929,710 is included to balance the proposed budget. Subtracting out the appropriation from Capital Reserve and operating transfers from other funds this represents approximately 8.0% of total revenue to the General Fund. This is virtually the same amount (\$929,690) that was appropriated in the original FY2010-2011 budget.

B. Expenditures

During the managerial budget review there were \$504,060 in deletions to departmental budget submissions and other appropriations in the General Fund. This was offset by \$137,650 additions to departments for various reasons.

Personnel cost in the General Fund increased only slightly over the prior year. This cost is reflected in the salaries and benefits schedule on page V.

Operating expenses include expenditures for office supplies, repair of equipment, dues and subscriptions, fuel, maintenance and repair of vehicles and other equipment, maintenance agreements and other expenses not directly attributable to the cost of personnel or a capital outlay item.

These expenses are down 3.5% in the General Fund due to less funds being appropriated for professional services, contracted services and various supplies and materials budget line items.

Capital outlay items are vehicles, equipment, new buildings or minor renovations to existing buildings. The total capital outlay expenditure this year equals \$442,000. Professional services directly leading to a capital project are included as capitalized costs. Any expenditure of \$5,000 or more or an item having a useful life expectancy of more than five years is included in our Capital Improvement Plan (CIP).

Included are funds for computer and server replacements, City Works software licenses, a dump truck for the Grounds Maintenance Department and pump, filter and motor replacement for Patton Pool; and a vehicle and thermal camera for the Fire Department. Also included is the replacement of five police vehicles totaling \$120,000 and \$38,000 worth of mobile communication equipment.

Special appropriations is an accounting within the General Fund that includes appropriations to fund requests from outside agencies and appointed City commissions to carry on their designated tasks. Notables include allocations for the Flat Rock Playhouse, Boys and Girls Club, Apple Country Public Transportation and the Medical Loan Closet. Council also approved funds for the Hands On Gallery, Chamber of Commerce, Heritage Museum and the Partnership for Economic Development. The City Council also showed its support for the Healing Place and Sister Cities

Item	Amount
Hands On Gallery	\$ 50,000
Chamber of Commerce	\$ 10,000
Flat Rock Playhouse	\$ 100,000
Rescue Squad	\$ 8,000
Medical Loan Closet	\$ 1,000
Healing Place	\$ 1,500
Apple Country Public Transportation	\$ 79,800
Boys and Girls Club	\$ 5,000
Team ECCO	\$ 5,000
Henderson County Schools	\$ 10,000
Sister Cities Program	\$ 500
Economic Development	\$ 11,000
Shuffleboard Club	\$ 1,200
Heritage Museum	\$ 2,000
Mayors Advisory Council	\$ 500
Henderson County Dispute Center	\$ 500
Total	\$ 286,000

Program. Finally, the City is mandated to send revenue received for late listing penalties to the Henderson County School System.

Within the General Fund "Non-Departmental" section are appropriations to other funds and expenses too broad and general to classify to a specific department. These expenditures are listed on page 44. Its main expenditures are the accounting of the interfund transfers, legal expenses, employee programs such as wellness and Employee Assistant Program, tuition reimbursement, mandatory drug testing and unemployment insurance reimbursements.

Debt Service for the General Fund includes \$121,230 for principle and interest payments for the 1998 Sidewalk Bonds, \$303,870 to service the borrowing for the City Hall Renovation, \$180,100 for the 2008 Sidewalk Bonds: and, \$110,880 for Phase II and Phase III of the Main Street project. Phase I was completed during the current fiscal year using capital reserve funds.

A \$150,000 contingency appropriation for unforeseen emergency expenditures is included in the General Fund budget.

II. DOWNTOWN TAX DISTRICT

A special property tax of \$.28 per \$100 assessed valuation is levied on real and personal property, motor vehicles and public utilities in an area known as the Municipal Service District (MSD) comprising about 38 acres in downtown Hendersonville. It is generally described as lying between Allen and Seventh Avenues bounded by King and Church Streets.

The contribution to Downtown Hendersonville Incorporated being recommended is \$110,000 or the same level of current year funding. The largest expenditure is for contracted services which covers the hanging baskets, landscaping for the planters and holiday lighting contract. The lighting contract includes additional Christmas lights on the trees. It also including lighting on the exterior surface of the building facades.

The budget also contains a \$100,000 operating transfer to the General Fund to offset the sales and use tax distribution necessitated by the County's decision to change the way the proceeds are distributed from the per capita to the ad valorem allocation method. An additional \$110,880 was added to debt service in the General Fund for principal and interest payments on a bank loan that will be used for Phase II and III of the Main Street Renovation Project totaling \$1.2 million.

III. SEVENTH AVENUE TAX DISTRICT

A special property tax levy of \$.12 per hundred dollars valuation for the current year should generate approximately \$11,000 in revenue for this Municipal Service District. The rate was increased from the prior year to maintain the integrity of the fund. The City Manager has recommended a contribution of \$23,390 to the district in order to fund a part-time director for \$20,450, economic development in the amount of \$5,500 with the additional expense going toward decorative lighting and miscellaneous operating supplies and materials. The total budget recommended this fiscal year equals \$37,790.

IV. WATER AND SEWER

A. Revenues

As part of the budget process and in conjunction with the large number of construction projects in this fund, we are adjusting water and sewer volume rates an additional 2.75% this year. The base rate is also being adjusted to cover additional operating and maintenance expenses related to supply, treatment, pumping and distribution facilities. The City must periodically review its rate structure to insure that system integrity is maintained.

Water revenues will increase about \$200,000 due to a 1.0 to 2.0% natural increase in consumption. Sewer rates will also increase by about the same amount based upon a similar projected growth rate. During the current fiscal year the system experienced an increase in both tap fees and system development charges. This indicates a positive sign of economic growth.

The budgeted revenue projections are set forth on pages 60 and 61. A fund balance or cash reserves of \$751,870 is included to fund capital outlay for other system improvements that will be discussed below.

B. Expenditures

During the management review about \$2,602,500 in capital projects were moved to subsequent years or placed into capital project funds with an identifiable revenue sources. This was done in order to prioritize those projects that need to be done in the next fiscal year. These projects included Etowah Water System Improvements (\$2.5million) and the replacement of two dump trucks in the Water Construction & Maintenance Division (\$102,500).

A capital project fund in the amount of \$4.15million was established for the Jackson Park Sewer Project. This project will provide a gravity sewer interceptor from the Jackson Park Sewer Lift Station to the city's existing interceptor along Mud Creek. The city will be able to remove the lift station which is rapidly approaching its capacity.

Operational costs remained about the same for the current year when compared to the previous fiscal year and decreased slightly by \$7,680 for Fiscal Year 2010-11.

The capital requests are set forth for the current year in the adopted Capital Improvement Plan for the FY 2010-11 Fiscal Year totaled \$2,901,000. This includes all capital projects including the ones with separate revenue funding sources. The most notable of these projects were described earlier.

Other capital outlay expenditures include \$1,030,000 for the U.S. 64WNC DOT widening, \$300,000 for the SCADA monitoring system, \$500,000 to continue the meter replacement program, \$218,000 for CCTV sewer inspection vehicle, \$100,000 for infiltration and inflow prevention, \$150,000 for the Jackson Park sewer interceptor, and \$94,000 for motor vehicle replacement. Other projects are listed on Page D under the Water and Sewer Department section. Several smaller projects were

delayed due to budget constraints. There are other projects slated to be undertaken in the future and are listed in the city's Capital Improvement Program on file in the Finance Department.

The non-departmental budget is significantly smaller due to the completion of the Water Treatment Plant Upgrade and Raw Water Intake projects. Also within the non-departmental section of the Water and Sewer budget are charges for certain shared costs with the General Fund such as services for the City Engineer, Administration, Finance Department, IT Department and Governing Body in addition to an appropriation to the Capital Reserve in the amount of \$550,000.

Debt service will account for \$2.448 million in the FY2012 Water and Sewer Fund budget, or 16.7% of fund expenditures. The bulk of the debt service is attributable to loans acquired for the construction of a wastewater treatment plant in FY2003 and water treatment plant renovation that was completed in the FY 2010-2011 fiscal year. A listing of all principal and interest payments for outstanding indebtedness is listed on page 89. A \$200,000 contingency appropriation is included for unforeseen expenses.

V. ENVIRONMENTAL SERVICES FUND

The Environmental Service Fund totals \$1,562,550. This fund accounts for the cost of the solid waste collection and the recycling program. The General Fund subsidizes this fund on an annual basis. This year revenues were adjusted for the first time in several years. The significant increase of 43% is due to the \$500,000 of capital outlay that will be used to purchase a new refuge vehicle in addition to a street sweeper and \$100,000 of recycling receptacles. The city has plans to do its recycling function totally in-house as well as add a storm water component to the fund.

The major line item increases, as detailed on pages 94 and 95, are: personnel costs, fuel and repair and maintenance of vehicles. The large capital outlay expenditures scheduled for FY 2012 are on Page E. The other major expense items apart from personnel is landfill tipping fees in the amount of \$225,000. The cost of the recycling program contract of \$183,000 was removed from the contracted services account. The remaining \$35,000 is for brush grinding that the city will still do.

VI. CAPITAL RESERVE FUND

This Fund accumulates funds set aside previously by City Council for capital needs. Its revenue sources this year are interest income of \$500 from the General Fund and \$500 from the Water and Sewer Fund. Interest income projections were reduced significantly due to the drop in interest rates. There is also a transfer of \$550,000 from the Water and Sewer Fund reserved for future capital purposes in keeping with the intent of the fund.

There is one large General Fund transfer out. This is \$303,870 for the principal and interest payments on the City Hall renovation loan. There is also one large transfer of \$300,000 to the Water Sewer Fund for the third year of the SCADA system upgrade.

CLOSING THOUGHTS

Due to the state of the economy, the budget submission this year contains no new requests for full time employees, no cost of living adjustment and no merit increases for employees. The largest capital project is again in the Water and Sewer Department with the reimbursement to the NCDOT for water and sewer utility work included in the NCDOT's widening and improvements project along U.S. Highway 64W from Blythe Street to Buncombe Street. The cost of keeping our pay and classification system current, and increases in health care costs are always a driver of costs but we are pleased to be able to keep our pay plan and benefits package competitive with other local governments.

In closing I would like to express my appreciation to all city employees for their effort in organizing this process. The Department Heads whose excellent documentation of their respective requests always prepares management and the Governing Body to undertake this work in an informed way. A special thanks goes to the Finance Department staff and City Clerk for their help in the compilation of this document.

G:\My Documents\ExecutiveSummary12.wpd

CITY OF HENDERSONVILLE

FY 2011-12 BUDGET

July 01, 2011

REVENUE SUMMARIES

	<u>FY 2009-10</u>	<u>FY 2010-11</u>	<u>FY 2011-12</u>
GENERAL FUND	\$10,687,710	\$10,577,890	\$10,563,720
OPERATING TRANSFERS	581,070	413,360	523,840
FUND BALANCE	<u>1,009,920</u>	<u>929,690</u>	<u>929,710</u>
SUBTOTAL	12,278,700	11,920,940	12,017,270
DOWNTOWN FUND	327,200	323,300	323,100
OTHER FINANCING SOURCES	<u>27,300</u>	<u>50,700</u>	<u>57,900</u>
SUBTOTAL	354,500	374,000	381,000
SEVENTH AVENUE	10,700	10,850	14,400
OTHER FINANCING SOURCES	<u>52,800</u>	<u>24,690</u>	<u>23,390</u>
SUBTOTAL	63,500	35,540	37,790
CAPITAL RESERVE - G/F	10,000	500	500
CAPITAL RESERVE - W/S	<u>1,000</u>	<u>500</u>	<u>500</u>
SUBTOTAL	11,000	1,000	1,000
WATER & SEWER	12,558,300	13,039,400	13,496,000
OPERATING TRANSFERS	959,880	445,880	400,800
Fund Balance - WTP Project	3,610,000	0	0
Fund Balance - Raw Water Intake	0	1,170,120	0
FUND BALANCE	<u>447,770</u>	<u>437,110</u>	<u>751,870</u>
SUBTOTAL	17,575,950	15,092,510	14,648,670
ENVIRONMENTAL SERVICES	665,600	822,510	833,010
Fund Balance Appropriated	224,440	0	(55,730)
Proceeds of Debt	0	0	500,000
General Fund Transfer	<u>387,600</u>	<u>249,790</u>	<u>285,270</u>
SUBTOTAL	1,277,640	1,072,300	1,562,550
TOTAL	<u>\$31,561,290</u>	<u>\$28,496,290</u>	<u>\$28,648,280</u>
fundsum			

CITY OF HENDERSONVILLE

FY 2011-12 BUDGET

ALL CITY FUNDS

APPROPRIATION SUMMARIES

	<u><i>FY 2009-10</i></u>	<u><i>FY 2010-11</i></u>	<u><i>FY 2011-12</i></u>
PERSONNEL COSTS	\$11,607,210	\$11,670,590	\$11,644,758
OPERATING COSTS	7,871,060	7,693,020	7,802,482
CAPITAL OUTLAY	<u>2,859,300</u>	<u>2,489,640</u>	<u>3,803,000</u>
SUBTOTAL	\$22,337,570	\$21,853,250	\$23,250,240
NON-DEPARTMENTAL	5,487,760	2,909,520	1,566,870
SPECIAL APPROPRIATIONS	159,700	138,400	286,000
DEBT SERVICE	3,215,260	3,244,120	3,194,170
CONTINGENCIES	350,000	350,000	350,000
CAPITAL RESERVE FUND	<u>11,000</u>	<u>1,000</u>	<u>1,000</u>
TOTAL	<u>\$31,561,290</u>	<u>\$28,496,290</u>	<u>\$28,648,280</u>
BUDGETED POSITIONS	205	205	207

fundsum1

2011 ~ 12 POSITION CHANGES BY FUND

(Full, Temporary, and Part-time Permanent)

FUND	Authorized 2010-11	Deletion	Addition	Recommended 2011-12	Change
General Fund					
Full-time	127	0	0	127	0
Part-time	31	0	0	31	0
Temporary	18	0	0	18	0
Downtown					
Full-time	0	0	0	0	0
Part-time	0	0	0	0	0
Temporary	0	0	0	0	0
Solid Waste					
Full-time	10	0	2	12	2
Part-time	0	0	0	0	0
Temporary	0	0	0	0	0
Water & Sewer					
Full-time	68	0	0	68	0
Part-time	0	0	0	0	0
Temporary	0	0	0	0	0
TOTALS					
Full-time	205	0	2	207	2
Part-time	31	0	0	31	0
Temporary	18	0	0	18	0

g:\excelwork\positionreport12

NAMES AND NUMBERS OF POSITIONS

(Full and Part-Time Permanent)

ADMINISTRATION		Public Works	
City Manager	1	Public Works Director	1
City Clerk	1	Assistant Public Works Director	1
Human Resources Officer	1	Sr. Admin Support Specialist	1
TOTAL FULL-TIME POSITIONS	3	Fleet Maint Superintendent	1
LEGAL DEPARTMENT		Equipment Service Specialist	1
City Attorney	1	Equipment Mechanic	3
Paralegal	1	Equipment Mechanic Helper	1
FINANCE DEPARTMENT		Street Maint Supervisor	1
Finance Director	1	Street Maint Crewleader	1
Assistant Finance Director	1	Street Equipment Operator	2
Customer Service Supervisor	1	Street Maint Worker	5
Accountant	1	Traffic Control Technician	2
Sr. Accounting Technician	1	Building Maint Supervisor	1
Accounting Technician	1	Building Maint Technician	2
Sr. Customer Service Specialist	1	Property Maint Supervisor	1
Customer Service Specialist	5	Property Maint Crewleader	2
		Property Maint Worker	5
TOTAL FULL-TIME POSITIONS	12	TOTAL FULL-TIME POSITIONS	31
PT Accounting Technician	1	% of W/S GIS Position Allocated	33%
TOTAL PART-TIME POSITIONS	1	TOTAL TEMPORARY POSITIONS	18

ENVIRONMENTAL SERVICES FUND		FIRE DEPARTMENT	
Sanitation Supervisor	1	Fire Chief	1
Sanitation Truck Driver	2	Fire Captain	3
Sanitation Equipment Operator	2	Fire Lieutenant	3
Sanitation Worker	6	Fire Marshal	1
Administrative Support Specialist	1	Fire Engineer	6
TOTAL FULL-TIME POSITIONS	12	Fire Control Specialist	6
ENGINEERING		TOTAL FULL-TIME POSITIONS	20
City Engineer	1	Pay-Per Call Firefighters	15
Civil Engineer	1	TOTAL PART-TIME POSITIONS	15
Construction Inspector	1	WATER SEWER	
GIS Administrator	1	Utilities Director	1
Sr. Engineering Tech	1	Administrative Support Specialist	1
TOTAL FULL-TIME POSITIONS	5	Facility Maint Superintendent	1
PLANNING		Sr. Plant Maint Mechanic	2
Planning Director	1	Plant Maint Mechanic	3
Planner	1	WTP Treatment Plant Superintendent	1
Office Assistant*	1	WTP Plant Maint Supervisor	1
TOTAL FULL-TIME POSITIONS	3	WTP Sr. Treatment Plant Operator	2
*To be utilized in the Administration & Legal Department on % basis		WTP Treatment Plant Operator	7
ZONING		Asst. Utilities Director	1
Zoning Administrator	1	Operations Support Supervisor	1
Zoning Enforcement Officer	1	Operations Support Specialist	2
TOTAL FULL-TIME POSITIONS	2	Meter Services Supervisor	1
INFORMATION TECHNOLOGY		Field Customer Service Specialist	1
Information Technology Director	1	Locations Specialist	2
TOTAL FULL-TIME POSITIONS	1	Sr. Meter Reader	1
POLICE DEPARTMENT		Meter Reader	3
Police Chief	1	Sr. Meter Maint Mechanic	1
Assistant Chief	1	Meter Maint Mechanic	1
Police Captain	2	Coll & Dist Systems Supervisor	1
Police Lieutenant	4	Line Maint Crewleader	2
Investigations Lieutenant	1	Sr. Line Maint Mechanic	3
Master Police Officer	7	Line Maint Mechanic	8
Police Officer	20	WWTP Treatment Plant Superintendent	1
Police Communications Supervisor	1	WWTP Lab Supervisor	1
Police Telecommunicator	6	WWTP Pretreatment Coordinator	1
Parking Enforcement	1	WWTP Plant Maint Supervisor	1
Sr. Admin Support Specialist	1	WWTP Lab Technician	1
Administrative Support Specialist	2	WWTP Sr. Treatment Plant Operator	1
Police Support Specialist	2	WWTP Operator	4
TOTAL FULL-TIME POSITIONS	49	Coll & Dist Systems Supervisor	1
Grant Pos - School Resource Officer	1	Line Maint Crewleader	2
TOTAL GRANT POSITIONS	1	Sr. Line Maint Mechanic	2
Reserve Police Officer	8	Line Maint Mechanic	5
School Crossing Guards	8	GIS Technician	1
TOTAL PART-TIME POSITIONS	16	TOTAL FULL-TIME POSITIONS	68

ALL CITY FUNDS

ESTIMATE/ SALARIES & BENEFITS

July 1, 2011

FY 2011 - 12

Fund	Salaries	Cola	Merit	Longevity	Subtotal	FICA	Retirement	Total
General	\$6,009,933	\$0	\$0	\$55,627	\$6,065,560	\$459,871	\$490,620	\$7,016,051
Environmental Services	344,932	0	0	\$2,658	\$347,590	26,387	23,920	397,897
Water&Sewer	<u>2,914,212</u>	<u>0</u>	<u>0</u>	<u>\$43,258</u>	<u>\$2,957,470</u>	<u>222,937</u>	<u>192,923</u>	<u>3,373,330</u>
Total	\$9,269,077	\$0	\$0	\$101,543	\$9,370,620	\$709,195	\$707,463	\$10,787,278

Fund	Cola	Merit	Budget Impact
General	\$0	\$0	\$0
Environmental Services	0	0	0
Water&Sewer	<u>0</u>	<u>0</u>	<u>0</u>
Total	\$0	\$0	\$0

MERIT	Total
0.00%	\$0
COLA	Total
0.00%	\$0

FISCAL YEAR 2009-10 PROJECTED ASSESSED PROPERTY VALUES*

July 1, 2011

FY 2011-12 FUND	REAL (NET) VALUE	PERSONAL VALUE	PUBLIC UTILITIES	SUBTOTAL	MOTOR VEHICLES	TOTAL
GENERAL	1,432,000,000	103,500,000	22,482,000	1,557,982,000	77,150,000	1,635,132,000
	Tax Rate = \$.41		Total Levy	6,387,726	316,315	6,704,041
			Levy @ 97.25	6,212,064	Levy 300,499	6,512,563
DOWNTOWN	70,500,000	4,800,000	4,812,000	80,112,000	1,225,000	81,337,000
	Tax Rate = \$.28		Total Levy	224,314	3,063	227,744
			Levy @ 98%	219,827	Levy 2,909	222,737
SEVENTH AVE	8,150,000	1,350,000	0	9,500,000	540,000	10,040,000
	Tax Rate = \$.12		Total Levy	11,400	540	12,048
			Levy @ 97%	11,058	Levy 529	11,587

* Property valuations provided by the Henderson County Tax Assessor's Office May 2, 2011.

FY 2010-11 FUND	REAL (NET) VALUE	PERSONAL VALUE	PUBLIC UTILITIES	SUBTOTAL	MOTOR VEHICLES	TOTAL
GENERAL	1,545,800,000	104,500,000	23,200,000	1,673,500,000	73,500,000	1,747,000,000
DOWNTOWN	82,000,000	5,200,000	5,000,000	92,200,000	700,000	92,900,000
SEVENTH AVE	8,800,000	1,450,000	0	10,250,000	500,000	10,750,000

g:\excellwork\pvalues29.xls

**GENERAL FUND
Neutral Property Tax Increase -- Total Property Valuation**

1-Jul-11

5/2/2011

Revaluations as of:

January 1, 2011 and 2007

Fiscal Year	Assessed Valuation	Annexation (Deannexation)	Total w/ Annexation or Deannexation	Valuation Increase	Percentage Change
2011-12	1,635,132,000	-	1,635,132,000		
2010-11	1,748,550,000	-	1,742,934,000	13,471,900	0.78%
2009-10	1,735,078,100	-	1,729,462,100	10,952,900	0.64%
2008-09	1,724,125,200	5,616,000	1,718,509,200	18,916,100	1.11%

2007-08	1,699,593,100				0.84%
---------	---------------	--	--	--	-------

Average growth % does not include revaluation increase

		Tax rate	Estimated Tax levy
Last year prior to revaluation			
2010-11	1,748,550,000	0.38	6,644,490
		Tax rate to produce equivalent levy	
First year of revaluation			
2011-12	1,635,132,000	0.41	6,644,490
		Revenue neutral tax	
Increase tax rate for average growth rate			
	1,635,132,000	0.41	6,700,408
		Increase	55,918
		Average Percentage Increase	0.84%

**DOWNTOWN TAX DISTRICT
Neutral Property Tax Increase -- Total Property Valuation**

1-Jul-11

5/2/2011

Revaluations as of:

January 1, 2011 and 2007

Fiscal Year	Assessed Valuation	Annexation (Deannexation)	Total w/ Annexation or Deannexation	Valuation Increase	Percentage Change
2011-12	81,337,000	-	81,337,000		
2010-11	92,900,000	-	92,900,000	(2,370,800)	-2.49%
2009-10	95,270,800	-	95,270,800	(1,196,800)	-1.24%
2008-09	96,467,600	-	96,467,600	529,600	0.55%
2007-08	95,938,000	-	95,938,000		-1.06%

Average growth % does not include revaluation increase

Last year prior to revaluation	Assessed Valuation	Tax rate	Estimated Tax levy
2010-11	92,900,000	0.25	232,250
First year of revaluation		Tax rate to produce equivalent levy	
2011-12	81,337,000	0.29	232,250
Increase tax rate for average growth rate	81,337,000	Revenue neutral tax	
		0.28	229,790
		Increase	(2,460)
		Average Percentage Increase	-1.06%

**SEVENTH AVENUE TAX DISTRICT
Neutral Property Tax Increase -- Total Property Valuation**

1-Jul-11

5/2/2011

Revaluations as of:

January 1, 2011 and 2007		Assessed	Annexation	Total	Valuation	Percentage
Fiscal		Valuation	(Deannexation)	w/ Annexation	Increase	Change
Year				or Deannexation		
2011-12		10,040,000	-	10,040,000		
	Revaluation					
2010-11	1/1/2007	10,750,000	-	10,750,000	(145,100)	-1.33%
2009-10		10,895,100	-	10,895,100	(632,400)	-5.49%
2008-09		11,527,500	-	11,527,500	3,750	0.03%
2007-08	Revaluation	11,523,750				
	1/1/2007					-2.26%

Average growth % does not include revaluation increase

Last year prior to revaluation		Tax rate	Estimated
2010-11			Tax levy
	10,750,000	0.08	8,600
First year of revaluation		Tax rate to produce equivalent levy	
2011-12	10,040,000	0.09	8,600
Increase tax rate for average growth rate		Revenue neutral tax	
	10,040,000	0.08	8,405
		Increase	(195)
		Average Percentage Increase	-2.26%

CITY OF HENDERSONVILLE

FY 2011-12 BUDGET

GENERAL FUND

REVENUE SUMMARIES

<u>CATEGORY</u>	<u>FY 2009-10</u>	<u>FY 2010-11</u>	<u>FY 2011-12</u>
AD VALOREM TAXES	\$6,497,000	\$6,480,000	\$6,556,000
OTHER TAXES & LICENSES	2,572,000	2,497,000	2,557,000
UNRESTRICTED REVENUE	869,500	872,000	835,330
RESTRICTED REVENUE	330,000	311,000	325,000
PERMITS & FEES	25,100	25,100	25,100
SALES & SERVICES	160,000	186,500	178,300
INVESTMENT EARNINGS	158,000	10,100	10,100
MISCELLANEOUS INCOME	<u>76,110</u>	<u>76,190</u>	<u>76,890</u>
SUBTOTAL	\$10,687,710	\$10,457,890	\$10,563,720
FUND BALANCE APPROPRIATED	1,009,920	929,690	929,710
OTHER FINANCING SOURCES	<u>581,070</u>	<u>533,360</u>	<u>523,840</u>
TOTAL	<u>\$12,278,700</u>	<u>\$11,920,940</u>	<u>\$12,017,270</u>

revsum

CITY OF HENDERSONVILLE
 FISCAL YEAR 2011-12 BUDGET
 GENERAL FUND

	FY 2010-11 BUDGET	FY 2011-12 ESTIMATE	FY 2011-12 COUNCIL APPROVED
100010 410000 TAX REFUNDS	-5,000.00	-5,000.00	-5,000.00
100010 411100 TAX LATE LIST AFTER 2	10,000.00	10,000.00	10,000.00
100010 411200 PRIOR YEAR TAXES	.00	.00	.00
100010 411300 TAX LL PRIOR 2008, AD	25,000.00	25,000.00	25,000.00
100010 420100 2001 AD VAL TAX - R/P	50.00	.00	.00
100010 420101 AD VAL TAX - MTR VEHS	275,000.00	298,000.00	298,000.00
100010 420200 2002 AD VAL TAX - R/P	50.00	50.00	50.00
100010 420300 2003 AD VAL TAX - R/P	150.00	50.00	50.00
100010 420400 2004 AD VAL TAX - R/P	250.00	150.00	150.00
100010 420500 2005 AD VAL TAX - R/P	500.00	250.00	250.00
100010 420600 2006 AD VAL TAX - R/P	1,500.00	500.00	500.00
100010 420700 2007 AD VAL TAX - R/P	2,500.00	1,500.00	1,500.00
100010 420800 2008 AD VAL TAX - R/P	5,000.00	2,500.00	2,500.00
100010 420900 2009 AD VAL TAX - R/P	10,000.00	5,000.00	5,000.00
100010 421000 2010 AD VAL TAX - R/P	6,155,000.00	10,000.00	10,000.00
100010 421100 2011 AD VAL TAX-R/P	.00	6,208,000.00	6,208,000.00
100020 422000 RENTAL VEHICLE TAX	5,000.00	5,000.00	5,000.00
100020 423000 LOCAL SALES & USE TAX	2,250,000.00	2,250,000.00	2,250,000.00
100020 426000 PRIVILEGE LICENSES	120,000.00	.00	.00
100020 426100 BEER & WINE LICENSES	2,000.00	2,000.00	2,000.00
100020 426300 PRIV LICs - GROSS REC	120,000.00	300,000.00	300,000.00
100030 432500 COURT FEES - POLICE	5,000.00	5,000.00	5,000.00

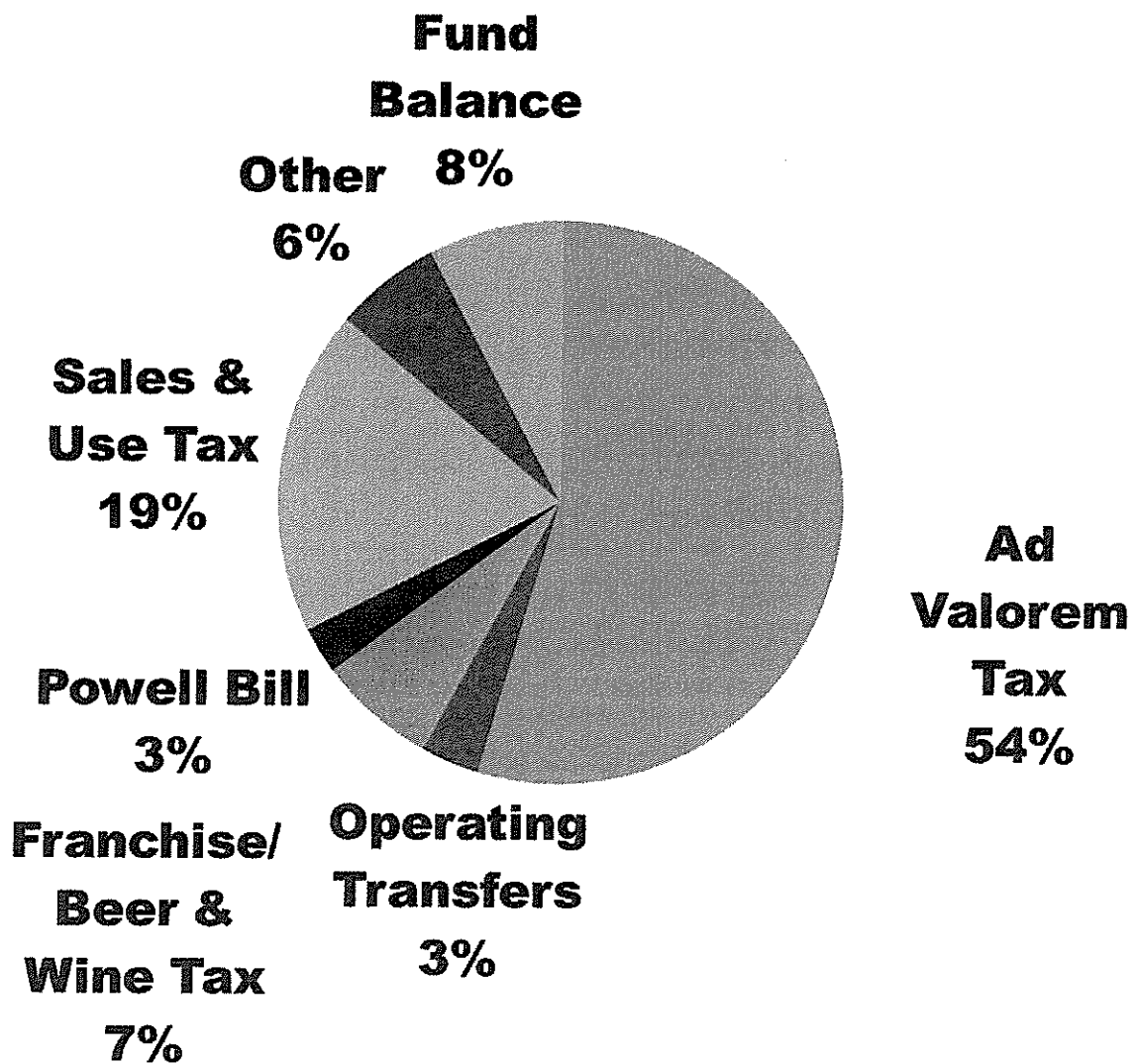
CITY OF HENDERSONVILLE
 FISCAL YEAR 2011-12 BUDGET
 GENERAL FUND

	FY 2010-11 BUDGET	FY 2011-12 ESTIMATE	FY 2011-12 COUNCIL APPROVED
100030 433100 PAY IN LIEU OF TX-HHA	17,000.00	12,330.00	12,330.00
100030 433200 BEER & WINE EXCISE TX	50,000.00	18,000.00	18,000.00
100030 433400 UTILITY FRANCHISE TAX	500,000.00	500,000.00	500,000.00
100030 433500 TELCOM SALES TAX	200,000.00	200,000.00	200,000.00
100030 433600 VIDEO PROGRAM FEES	100,000.00	100,000.00	100,000.00
100040 447000 POWELL BILL REVENUE	311,000.00	325,000.00	325,000.00
100050 426200 VENDOR PERMITS	9,000.00	9,000.00	9,000.00
100050 434300 ZONING PERMITS	7,000.00	7,000.00	7,000.00
100050 434400 RESALE ITEMS	100.00	100.00	100.00
100050 434500 ZONING CITATIONS	500.00	500.00	500.00
100050 434600 SPEC PROJ FEES - PLAN	8,000.00	8,000.00	8,000.00
100050 434700 COND USE FEES - ZONE	500.00	500.00	500.00
100060 461000 MONTHLY PKING REVENUE	30,000.00	30,000.00	30,000.00
100060 461100 PARKING METER REVENUE	35,000.00	35,000.00	35,000.00
100060 461200 BOYD PK GOLF REVENUE	11,000.00	11,000.00	11,000.00
100060 461300 BOYD PK CONCESSIONS	1,000.00	1,000.00	1,000.00
100060 461400 FACILITY RENT INCOME	13,000.00	4,800.00	4,800.00
100060 461500 CEMETERY LOT REVENUE	10,000.00	10,000.00	10,000.00
100060 461600 ALARM FEES	2,500.00	2,500.00	2,500.00
100060 461700 PATTON PARK POOL	68,000.00	68,000.00	68,000.00
100060 461800 PAT POOL CONCESSIONS	16,000.00	16,000.00	16,000.00
100070 483100 INT INCOME-NCCMT ACCT	10,000.00	10,000.00	10,000.00
100070 483111 INT INCOME-POWEL BILL	100.00	100.00	100.00

CITY OF HENDERSONVILLE
FISCAL YEAR 2011-12 BUDGET
GENERAL FUND

	FY 2010-11 BUDGET	FY 2011-12 ESTIMATE	FY 2011-12 COUNCIL APPROVED
100080 443000 STORMWATER PERMITS	.00	4,000.00	4,000.00
100080 443100 PARKING VIOLATIONS	19,000.00	25,000.00	25,000.00
100080 443110 PKING VIOLATIONS-PEN	5,000.00	6,000.00	6,000.00
100080 443200 SPECIAL ACTIVITIES	750.00	750.00	750.00
100080 443300 SPECIAL PERMITS PRECI	500.00	500.00	500.00
100080 443400 PARKING PERMITS	.00	100.00	100.00
100080 443410 DRUG FORFEITURES	500.00	500.00	500.00
100080 443500 SRO REIMBURSEMENT	37,940.00	37,940.00	37,940.00
100080 443610 SALE OF FIXED ASSETS	1,500.00	500.00	500.00
100080 443700 RENTAL INCOME	.00	600.00	600.00
100080 443800 DISCOUNTS EARNED	500.00	500.00	500.00
100080 443900 MISCELLANEOUS INCOME	500.00	500.00	500.00
100080 444000 INSURANCE SETTLEMENTS	9,500.00	.00	.00
100080 444200 STIMULUS FUNDS	11,000.00	.00	.00
100080 444300 POLICE DONATIONS	.00	.00	.00
100080 444310 PATTON PARK DONATION	.00	.00	.00
100090 425000 ABC REVENUES	80,000.00	80,000.00	80,000.00
100090 425100 ABC LAW ENFORCEMENT	40,000.00	40,000.00	40,000.00
100090 498220 OPER TRAN FR D/T FUND	100,000.00	100,000.00	100,000.00
100090 499200 FUND BALANCE APPROP	1,544,794.90	927,110.00	929,710.00
100090 499800 OPER TRAN FR C/R FUND	313,360.00	303,840.00	303,840.00
TOTAL REVENUE	12,546,544.90	12,014,670.00	12,017,270.00

FY 2011-12 Revenue



CITY OF HENDERSONVILLE

FY 2011-12 BUDGET

GENERAL FUND

APPROPRIATION SUMMARIES

<u>DEPARTMENTAL</u>	<u>FY 2009-10</u>	<u>FY 2010-11</u>	<u>FY 2011-12</u>
PERSONNEL COSTS	\$7,103,600	\$7,164,970	\$7,114,178
OPERATING COSTS	2,825,290	2,746,700	2,815,172
CAPITAL OUTLAY	<u>704,000</u>	<u>512,000</u>	<u>442,000</u>
SUBTOTAL	\$10,632,890	\$10,423,670	\$10,371,350
NON-DEPARTMENTAL	693,280	546,690	463,840
SPECIAL APPROPRIATIONS	159,700	139,700	286,000
DEBT SERVICE	642,830	660,880	746,080
CONTINGENCIES	<u>150,000</u>	<u>150,000</u>	<u>150,000</u>
TOTAL	<u>\$12,278,700</u>	<u>\$11,920,940</u>	<u>\$12,017,270</u>

BUDGETED POSITIONS	127	127	127
-----------------------	-----	-----	-----

depsum

CITY OF HENDERSONVILLE

FY 2011-12 BUDGET

GOVERNING BODY

APPROPRIATION SUMMARIES

<u>DEPARTMENTAL</u>	<u>FY 2009-10</u>	<u>FY 2010-11</u>	<u>FY 2011-12</u>
PERSONNEL COSTS	\$33,500	\$25,950	\$27,900
OPERATING COSTS	38,180	45,030	41,230
CAPITAL OUTLAY	<u>0</u>	<u>0</u>	<u>0</u>
TOTAL	\$71,680	\$70,980	\$69,130
 BUDGETED POSITIONS	 5	 5	 5

depsum1

CITY OF HENDERSONVILLE
 FISCAL YEAR 2011-12 BUDGET
 GENERAL FUND

GOVERNING BODY	FY 2010-11 BUDGET	FY 2011-12 MANAGER RECOMMEND	FY 2011-12 COUNCIL APPROVED
104110 517100 BOARD MEMBER WAGES	36,000.00	36,000.00	36,000.00
104110 517200 CELLPHONE STIPEND	3,600.00	3,600.00	3,600.00
104110 518100 FICA TAX EXPENSE	2,800.00	2,800.00	2,800.00
104110 518300 GROUP MED & LIFE INS	13,130.00	13,200.00	13,200.00
104110 518600 WORKER'S COMP INS	200.00	200.00	200.00
104110 526000 OFFICE SUPPLIES	1,700.00	1,700.00	1,700.00
104110 532100 TELEPHONE	400.00	400.00	400.00
104110 539400 TRAVEL	4,000.00	4,000.00	4,000.00
104110 539500 TRAINING	3,000.00	3,000.00	3,000.00
104110 549100 DUES & SUBSCRIPTIONS	20,630.00	20,630.00	20,630.00
104110 549600 MAYOR'S DISCRET'NARY	500.00	500.00	500.00
104110 549900 MISC BD EXPENSE	1,200.00	1,000.00	1,000.00
104110 569000 CONTRACTED SERVICES	10,000.00	10,000.00	10,000.00
104110 598060 DEPARTMENTAL CHGS-W/S	-26,180.00	-27,900.00	-27,900.00
TOTAL APPROPRIATION GOVERNING BODY	70,980.00	69,130.00	69,130.00

CITY OF HENDERSONVILLE

FY 2011-12 BUDGET

ADMINISTRATION

APPROPRIATION SUMMARIES

<u>DEPARTMENTAL</u>	<u>FY 2009-10</u>	<u>FY 2010-11</u>	<u>FY 2011-12</u>
PERSONNEL COSTS	\$155,770	\$148,610	\$151,550
OPERATING COSTS	110,100	86,500	63,600
CAPITAL OUTLAY	<u>0</u>	<u>0</u>	<u>0</u>
TOTAL	\$265,870	\$235,110	\$215,150
 BUDGETED POSITIONS	 3	 3	 3

depsum2

CITY OF HENDERSONVILLE
 FISCAL YEAR 2011-12 BUDGET
 GENERAL FUND

ADMINISTRATION	FY 2010-11 BUDGET	FY 2011-12 MANAGER RECOMMEND	FY 2011-12 COUNCIL APPROVED
104120 512100 SALARIES & WAGES-REG	238,320.00	237,510.00	237,510.00
104120 513100 SALARIES & WAGES-AUTO	3,600.00	3,600.00	3,600.00
104120 518100 FICA TAX EXPENSE	18,530.00	21,060.00	21,060.00
104120 518200 RETIREMENT EXPENSE	15,140.00	18,940.00	18,940.00
104120 518300 GROUP MED & LIFE INS	19,690.00	19,700.00	19,700.00
104120 518600 WORKER'S COMP INS	2,300.00	2,300.00	2,300.00
104120 519000 PROF SERVICES	39,000.00	16,000.00	16,000.00
104120 526000 OFFICE SUPPLIES	4,000.00	4,000.00	4,000.00
104120 532100 TELEPHONE	4,000.00	4,000.00	4,000.00
104120 532500 POSTAGE	900.00	900.00	900.00
104120 535200 R & M - EQUIPMENT	3,000.00	3,000.00	3,000.00
104120 537000 ADVERTISING	1,500.00	1,500.00	1,500.00
104120 539400 TRAVEL	4,800.00	4,800.00	4,800.00
104120 539500 TRAINING	4,800.00	4,800.00	4,800.00
104120 539700 LIAISON EXPENSE	200.00	200.00	200.00
104120 545600 LIAB/PROP INS & BONDS	2,200.00	2,200.00	2,200.00
104120 549100 DUES & SUBSCRIPTIONS	3,600.00	3,600.00	3,600.00
104120 549800 FLOWERS/MEMORIALS	1,135.00	1,000.00	1,000.00
104120 549900 MISCELLANEOUS	365.00	500.00	500.00
104120 557000 CAP OUTLAY-LAND & ROW	5,400.00	.00	.00
104120 569000 CONTRACTED SERVICES	1,900.00	1,900.00	1,900.00
104120 598060 DEPARTMENTAL CHGS-W/S	-148,970.00	-151,560.00	-151,560.00

CITY OF HENDERSONVILLE
 FISCAL YEAR 2011-12 BUDGET
 GENERAL FUND

ADMINISTRATION	FY 2010-11 BUDGET	FY 2011-12 MANAGER RECOMMEND	FY 2011-12 COUNCIL APPROVED

104120 598700 REIMBURSE PLAN DEPT	15,100.00	15,200.00	15,200.00
 TOTAL APPROPRIATION ADMINISTRATION	 240,510.00	 215,150.00	 215,150.00

CITY OF HENDERSONVILLE

FY 2011-12 BUDGET

FINANCE DEPARTMENT

APPROPRIATION SUMMARIES

<u>DEPARTMENTAL</u>	<u>FY 2009-10</u>	<u>FY 2010-11</u>	<u>FY 2011-12</u>
PERSONNEL COSTS	\$267,280	\$267,650	\$262,910
OPERATING COSTS	78,850	79,850	79,900
CAPITAL OUTLAY	<u>1,000</u>	<u>1,000</u>	<u>1,000</u>
TOTAL	\$347,130	\$348,500	\$343,810
 BUDGETED POSITIONS	 12	 12	 12

depsum3

CITY OF HENDERSONVILLE
 FISCAL YEAR 2011-12 BUDGET
 GENERAL FUND

FINANCE DEPARTMENT	FY 2010-11 BUDGET	FY 2011-12 MANAGER RECOMMEND	FY 2011-12 COUNCIL APPROVED
104130 512100 SALARIES & WAGES-REG	548,300.00	541,940.00	541,940.00
104130 512900 SALARIES & WAGES-P/T	22,400.00	23,070.00	23,070.00
104130 518100 FICA TAX EXPENSE	43,620.00	43,160.00	43,160.00
104130 518200 RETIREMENT EXPENSE	35,930.00	38,400.00	38,400.00
104130 518300 GROUP MED & LIFE INS	83,670.00	84,150.00	84,150.00
104130 518600 WORKER'S COMP INS	9,000.00	9,000.00	9,000.00
104130 518900 RETIREE INSURANCE	3,140.00	.00	.00
104130 519000 PROF SERVICES	100.00	100.00	100.00
104130 519100 PROF SERVICES - AUDIT	20,000.00	20,000.00	20,000.00
104130 526000 OFFICE SUPPLIES	8,500.00	8,500.00	8,500.00
104130 532100 TELEPHONE	11,000.00	11,000.00	11,000.00
104130 532500 POSTAGE	7,500.00	7,500.00	7,500.00
104130 535200 R & M - EQUIPMENT	2,100.00	2,100.00	2,100.00
104130 537000 ADVERTISING	800.00	800.00	800.00
104130 538200 TAX SCROLL & BILLING	12,000.00	12,000.00	12,000.00
104130 539400 TRAVEL	1,500.00	1,500.00	1,500.00
104130 539500 TRAINING	8,600.00	8,600.00	8,600.00
104130 545600 LIAB/PROP INS & BONDS	2,500.00	2,800.00	2,800.00
104130 549100 DUES & SUBSCRIPTIONS	1,150.00	900.00	900.00
104130 549300 CASH SHORT/OVER	100.00	100.00	100.00
104130 549900 MISCELLANEOUS	1,100.00	1,100.00	1,100.00
104130 553000 CAP OUTLAY-NON DEPREC	2,000.00	1,000.00	1,000.00

CITY OF HENDERSONVILLE
 FISCAL YEAR 2011-12 BUDGET
 GENERAL FUND

FINANCE DEPARTMENT	FY 2010-11 BUDGET	FY 2011-12 MANAGER RECOMMEND	FY 2011-12 COUNCIL APPROVED

104130 569000 CONTRACTED SERVICES	1,900.00	2,900.00	2,900.00
104130 598060 DEPARTMENTAL CHGS-W/S	-478,410.00	-476,810.00	-476,810.00
TOTAL APPROPRIATION FINANCE DEPARTMENT	348,500.00	343,810.00	343,810.00

CITY OF HENDERSONVILLE

FY 2011-12 BUDGET

CITY ENGINEER

APPROPRIATION SUMMARIES

<u>DEPARTMENTAL</u>	<u>FY 2009-10</u>	<u>FY 2010-11</u>	<u>FY 2011-12</u>
PERSONNEL COSTS	\$179,080	\$158,000	\$177,470
OPERATING COSTS	21,950	21,950	22,200
CAPITAL OUTLAY	<u>0</u>	<u>0</u>	<u>0</u>
TOTAL	\$201,030	\$179,950	\$199,670
 BUDGETED POSITIONS	 5	 5	 5

depsum4

CITY OF HENDERSONVILLE
 FISCAL YEAR 2011-12 BUDGET
 GENERAL FUND

CITY ENGINEER	FY 2010-11 BUDGET	FY 2011-12 MANAGER RECOMMEND	FY 2011-12 COUNCIL APPROVED
104131 512100 SALARIES & WAGES-REG	243,820.00	275,550.00	275,550.00
104131 518100 FICA TAX EXPENSE	18,590.00	21,010.00	21,010.00
104131 518200 RETIREMENT EXPENSE	15,500.00	18,890.00	18,890.00
104131 518300 GROUP MED & LIFE INS	29,530.00	29,600.00	29,600.00
104131 518600 WORKER'S COMP INS	9,100.00	9,100.00	9,100.00
104131 519000 PROFESSIONAL SERVICES	1,000.00	1,000.00	1,000.00
104131 525100 GASOLINE & DIESEL	850.00	1,200.00	1,200.00
104131 525300 VEHICLE PARTS	250.00	250.00	250.00
104131 525400 OIL, LUBRICATION, ETC	200.00	100.00	100.00
104131 526000 OFFICE SUPPLIES	4,000.00	4,000.00	4,000.00
104131 532100 TELEPHONE	5,000.00	5,000.00	5,000.00
104131 535200 R & M - EQUIPMENT	750.00	750.00	750.00
104131 535300 R & M - AUTO/TRUCKS	150.00	150.00	150.00
104131 537000 ADVERTISING	1,000.00	1,000.00	1,000.00
104131 539400 TRAVEL	3,000.00	3,000.00	3,000.00
104131 539500 TRAINING	4,000.00	4,000.00	4,000.00
104131 545600 LIAB/PROP INS & BONDS	1,000.00	1,000.00	1,000.00
104131 549100 DUES & SUBSCRIPTIONS	750.00	750.00	750.00
104131 598060 DEPARTMENTAL CHGS-W/S	-158,540.00	-176,680.00	-176,680.00
TOTAL APPROPRIATION CITY ENGINEER	179,950.00	199,670.00	199,670.00

CITY OF HENDERSONVILLE

FY 2011-12 BUDGET

INFORMATION TECHNOLOGY SERVICES

APPROPRIATION SUMMARIES

<u>DEPARTMENTAL</u>	<u>FY 2009-10</u>	<u>FY 2010-11</u>	<u>FY 2011-12</u>
PERSONNEL COSTS	\$49,120	\$51,060	\$50,938
OPERATING COSTS	168,580	128,540	138,892
CAPITAL OUTLAY	<u>106,000</u>	<u>135,000</u>	<u>108,000</u>
TOTAL	\$323,700	\$314,600	\$297,830
 BUDGETED POSITIONS	 1	 1	 1

depsum4a

CITY OF HENDERSONVILLE
 FISCAL YEAR 2011-12 BUDGET
 GENERAL FUND

INFORMATION TECHNOLOGY	FY 2010-11 BUDGET	FY 2011-12 MANAGER RECOMMEND	FY 2011-12 COUNCIL APPROVED
104140 512100 SALARIES & WAGES-REG	82,620.00	81,910.00	81,910.00
104140 518100 FICA TAX EXPENSE	6,320.00	6,270.00	6,270.00
104140 518200 RETIREMENT EXPENSE	5,260.00	5,640.00	5,640.00
104140 518300 GROUP MED & LIFE INS	6,570.00	6,600.00	6,600.00
104140 518600 WORKER'S COMP INS	1,450.00	1,450.00	1,450.00
104140 519000 PROFESSIONAL SERVICES	100.00	.00	.00
104140 526000 OFFICE SUPPLIES	2,000.00	2,000.00	2,000.00
104140 532100 TELEPHONE	3,000.00	3,000.00	3,000.00
104140 532500 POSTAGE	200.00	200.00	200.00
104140 535200 R & M - EQUIPMENT	176,505.00	150,000.00	150,000.00
104140 539400 TRAVEL	300.00	300.00	300.00
104140 539500 TRAINING	1,500.00	1,500.00	1,500.00
104140 545600 LIAB/PROP INS & BONDS	400.00	400.00	400.00
104140 549100 DUES & SUBSCRIPTIONS	50.00	50.00	50.00
104140 552000 CAP OUTLAY-DP EQUIP	53,495.00	20,000.00	20,000.00
104140 553000 CAP OUTLAY-NON DEPREC	54,000.00	88,000.00	88,000.00
104140 569000 CONTRACTED SERVICES	16,000.00	16,000.00	16,000.00
104140 598060 DEPARTMENTAL CHGS-W/S	-95,170.00	-85,490.00	-85,490.00
TOTAL APPROPRIATION INFORMATION TECHNOLOGY	314,600.00	297,830.00	297,830.00

CITY OF HENDERSONVILLE

FY 2011-12 BUDGET

LEGAL DEPARTMENT

APPROPRIATION SUMMARIES

<u>DEPARTMENTAL</u>	<u>FY 2009-10</u>	<u>FY 2010-11</u>	<u>FY 2011-12</u>
PERSONNEL COSTS	\$85,630	\$85,500	\$85,440
OPERATING COSTS	21,410	31,510	31,610
CAPITAL OUTLAY	<u>0</u>	<u>0</u>	<u>0</u>
TOTAL	\$107,040	\$117,010	\$117,050
 BUDGETED POSITIONS	 1	 1	 1

depsum4b

CITY OF HENDERSONVILLE
 FISCAL YEAR 2011-12 BUDGET
 GENERAL FUND

LEGAL DEPARTMENT	FY 2010-11 BUDGET	FY 2011-12 MANAGER RECOMMEND	FY 2011-12 COUNCIL APPROVED
104150 512100 SALARIES & WAGES-REG	112,980.00	112,320.00	112,320.00
104150 512900 SALARIES & WAGES-P/T	32,000.00	32,000.00	32,000.00
104150 518100 FICA TAX EXPENSE	11,180.00	11,040.00	11,040.00
104150 518200 RETIREMENT EXPENSE	7,190.00	7,730.00	7,730.00
104150 518300 GROUP MED & LIFE INS	6,570.00	6,600.00	6,600.00
104150 518600 WORKER'S COMP INS	1,200.00	1,200.00	1,200.00
104150 519000 PROFESSIONAL SERVICES	50.00	50.00	50.00
104150 519200 LITIGATION EXPENSE	3,500.00	3,500.00	3,500.00
104150 526000 OFFICE SUPPLIES	1,000.00	1,000.00	1,000.00
104150 529900 SUPPLIES & MATERIALS	2,000.00	2,000.00	2,000.00
104150 532100 TELEPHONE	800.00	800.00	800.00
104150 532500 POSTAGE	500.00	500.00	500.00
104150 535200 R & M - EQUIPMENT	300.00	300.00	300.00
104150 539400 TRAVEL	4,000.00	4,000.00	4,000.00
104150 539500 TRAINING	1,800.00	1,800.00	1,800.00
104150 545600 LIAB/PROP INS & BONDS	350.00	350.00	350.00
104150 549100 DUES & SUBSCRIPTIONS	1,000.00	1,000.00	1,000.00
104150 569000 CONTRACTED SERVICES	6,110.00	6,110.00	6,110.00
104150 598060 DEPARTMENTAL CHGS-W/S	-85,620.00	-85,450.00	-85,450.00
104150 598700 REIMBURSE PLAN DEPT	10,100.00	10,200.00	10,200.00
TOTAL APPROPRIATION LEGAL DEPARTMENT	117,010.00	117,050.00	117,050.00

CITY OF HENDERSONVILLE

FY 2011-12 BUDGET

PUBLIC WORKS

APPROPRIATION SUMMARIES

<u>DEPARTMENTAL</u>	<u>FY 2009-10</u>	<u>FY 2010-11</u>	<u>FY 2011-12</u>
PERSONNEL COSTS	\$1,693,120	\$1,719,470	\$1,685,500
OPERATING COSTS	1,315,980	1,252,380	1,283,540
CAPITAL OUTLAY	<u>525,000</u>	<u>196,000</u>	<u>442,000</u>
TOTAL	\$3,534,100	\$3,167,850	\$3,411,040
 BUDGETED POSITIONS	 31	 31	 31

depsum5

CITY OF HENDERSONVILLE
 FISCAL YEAR 2011-12 BUDGET
 GENERAL FUND

PUBLIC WORKS-FLEET MAINTENANCE	FY 2010-11 BUDGET	FY 2011-12 MANAGER RECOMMEND	FY 2011-12 COUNCIL APPROVED
104250 512100 SALARIES & WAGES-REG	226,270.00	226,540.00	226,540.00
104250 512200 SALARIES & WAGES-O/T	4,000.00	4,000.00	4,000.00
104250 518100 FICA TAX EXPENSE	17,320.00	17,330.00	17,330.00
104250 518200 RETIREMENT EXPENSE	14,630.00	15,590.00	15,590.00
104250 518300 GROUP MED & LIFE INS	39,380.00	39,400.00	39,400.00
104250 518600 WORKER'S COMP INS	4,000.00	4,000.00	4,000.00
104250 518900 RETIREE INSURANCE	6,270.00	6,270.00	6,270.00
104250 519000 PROFESSIONAL SERVICES	400.00	400.00	400.00
104250 521200 UNIFORMS	4,300.00	4,300.00	4,300.00
104250 523000 MEDICAL SUPPLIES	400.00	400.00	400.00
104250 525100 GASOLINE & DIESEL	4,300.00	3,300.00	3,300.00
104250 525200 TIRES	34,000.00	38,000.00	38,000.00
104250 525300 VEHICLE PARTS	52,000.00	46,000.00	46,000.00
104250 525400 OIL, LUBRICATION, ETC	12,000.00	10,000.00	10,000.00
104250 526000 OFFICE SUPPLIES	700.00	800.00	800.00
104250 529900 SUPPLIES & MATERIALS	5,500.00	6,500.00	6,500.00
104250 532100 TELEPHONE	800.00	800.00	800.00
104250 533000 UTILITIES	18,500.00	14,500.00	14,500.00
104250 535100 R & M - BUILDINGS	5,000.00	5,000.00	5,000.00
104250 535200 R & M - EQUIPMENT	1,300.00	1,300.00	1,300.00
104250 535300 R & M - AUTO/TRUCKS	600.00	600.00	600.00
104250 545600 LIAB/PROP INS & BONDS	4,250.00	4,300.00	4,300.00

CITY OF HENDERSONVILLE
 FISCAL YEAR 2011-12 BUDGET
 GENERAL FUND

PUBLIC WORKS-FLEET MAINTENANCE	FY 2010-11 BUDGET	FY 2011-12 MANAGER RECOMMEND	FY 2011-12 COUNCIL APPROVED
104250 553000 CAP OUTLAY-NON DEPREC	.00	.00	.00
104250 554000 CAP OUTLAY-MOTOR VEHs	.00	.00	.00
104250 555000 CAP OUTLAY-OTR EQUIP	20,000.00	.00	.00
104250 559900 CAP OUTLAY-OTHER IMPR	.00	.00	.00
104250 569000 CONTRACTED SERVICES	50.00	.00	.00
104250 598060 DEPT CHGS-PERSONNEL	-30,000.00	-30,000.00	-30,000.00
104250 598068 DEPT CHGS-PERSONNEL	-10,000.00	-10,000.00	-10,000.00
104250 598301 DEPT CHGS-OPERATING	-74,000.00	-60,000.00	-60,000.00
TOTAL APPROPRIATION PUBLIC WORKS-FLEET MAINTENANCE	361,970.00	349,330.00	349,330.00

CITY OF HENDERSONVILLE
FISCAL YEAR 2011-12 BUDGET
GENERAL FUND

PUB WORKS-BUILDING MAINTENANCE	FY 2010-11 BUDGET	FY 2011-12 MANAGER RECOMMEND	FY 2011-12 COUNCIL APPROVED

PUB WORKS-BUILDING MAINTENANCE			
104270 512100 SALARIES & WAGES-REG	108,910.00	109,530.00	109,530.00
104270 512200 SALARIES & WAGES-O/T	7,000.00	7,000.00	7,000.00
104270 512600 SALARIES & WAGES-TEMP	8,070.00	8,070.00	8,070.00
104270 518100 FICA TAX EXPENSE	9,510.00	9,540.00	9,540.00
104270 518200 RETIREMENT EXPENSE	7,370.00	7,540.00	7,540.00
104270 518300 GROUP MED & LIFE INS	19,690.00	19,700.00	19,700.00
104270 518600 WORKER'S COMP INS	3,300.00	3,300.00	3,300.00
104270 519000 PROFESSIONAL SERVICES	300.00	300.00	300.00
104270 521100 JANITORIAL SUPPLIES	10,000.00	10,000.00	10,000.00
104270 521200 UNIFORMS	1,700.00	1,700.00	1,700.00
104270 525100 GASOLINE & DIESEL	4,710.00	4,400.00	4,400.00
104270 525200 TIRES	400.00	400.00	400.00
104270 525300 VEHICLE PARTS	2,000.00	2,000.00	2,000.00
104270 525400 OIL, LUBRICATION, ETC	200.00	200.00	200.00
104270 527000 RESALE ITEMS-BOYD PK	1,000.00	1,000.00	1,000.00
104270 529900 SUPPLIES & MATERIALS	18,000.00	9,000.00	9,000.00
104270 532100 TELEPHONE	2,000.00	2,000.00	2,000.00
104270 533000 UTILITIES	70,000.00	70,000.00	70,000.00
104270 535100 R & M - BUILDINGS	27,500.00	19,500.00	19,500.00
104270 535200 R & M - EQUIPMENT	5,000.00	5,000.00	5,000.00
104270 535300 R & M - AUTO/TRUCKS	500.00	500.00	500.00

CITY OF HENDERSONVILLE
 FISCAL YEAR 2011-12 BUDGET
 GENERAL FUND

PUB WORKS-BUILDING MAINTENANCE	FY 2010-11 BUDGET	FY 2011-12 MANAGER RECOMMEND	FY 2011-12 COUNCIL APPROVED
-----	-----	-----	-----
104270 545600 LIAB/PROP INS & BONDS	3,200.00	3,200.00	3,200.00
104270 554000 CAP OUTLAY-MOTOR VEHS	.00	.00	.00
104270 555000 CAP OUTLAY-OTR EQUIP	.00	.00	.00
104270 559900 CAP OUTLAY-OTR IMPMTS	21,000.00	5,000.00	5,000.00
104270 569000 CONTRACTED SERVICES	98,202.50	85,000.00	85,000.00
104270 598400 REIMBURSE PUBLIC WORK	.00	.00	.00
 TOTAL APPROPRIATION	 429,562.50	 383,880.00	 383,880.00
PUB WORKS-BUILDING MAINTENANCE			

CITY OF HENDERSONVILLE
 FISCAL YEAR 2011-12 BUDGET
 GENERAL FUND

PUBLIC WORKS-ADMINISTRATION	FY 2010-11 BUDGET	FY 2011-12 MANAGER RECOMMEND	FY 2011-12 COUNCIL APPROVED
104500 512100 SALARIES & WAGES-REG	184,030.00	184,750.00	184,750.00
104500 518100 FICA TAX EXPENSE	14,090.00	14,140.00	14,140.00
104500 518200 RETIREMENT EXPENSE	11,700.00	12,720.00	12,720.00
104500 518300 GROUP MED & LIFE INS	19,690.00	19,700.00	19,700.00
104500 518600 WORKER'S COMP INS	6,000.00	6,000.00	6,000.00
104500 518900 RETIREE INSURANCE	6,270.00	2,000.00	2,000.00
104500 519000 PROFESSIONAL SERVICES	600.00	600.00	600.00
104500 521200 UNIFORMS	800.00	800.00	800.00
104500 523000 MEDICAL SUPPLIES	1,500.00	1,300.00	1,300.00
104500 525100 GASOLINE & DIESEL	2,340.00	2,380.00	2,380.00
104500 525200 TIRES	400.00	400.00	400.00
104500 525300 VEHICLE PARTS	1,532.00	1,000.00	1,000.00
104500 525400 OIL, LUBRICATION, ETC	100.00	100.00	100.00
104500 526000 OFFICE SUPPLIES	4,468.00	5,000.00	5,000.00
104500 529900 SUPPLIES & MATERIALS	2,200.00	2,200.00	2,200.00
104500 532100 TELEPHONE	6,800.00	6,800.00	6,800.00
104500 532500 POSTAGE	500.00	500.00	500.00
104500 535200 R & M - EQUIPMENT	25,500.00	24,500.00	24,500.00
104500 535300 R & M - AUTO/TRUCKS	700.00	700.00	700.00
104500 537000 ADVERTISING	.00	1,000.00	1,000.00
104500 539400 TRAVEL	2,000.00	2,000.00	2,000.00
104500 539500 TRAINING	2,000.00	2,000.00	2,000.00

CITY OF HENDERSONVILLE
 FISCAL YEAR 2011-12 BUDGET
 GENERAL FUND

PUBLIC WORKS-ADMINISTRATION	FY 2010-11 BUDGET	FY 2011-12 MANAGER RECOMMEND	FY 2011-12 COUNCIL APPROVED
104500 545600 LIAB/PROP INS & BONDS	3,100.00	3,100.00	3,100.00
104500 549100 DUES & SUBSCRIPTIONS	1,200.00	1,200.00	1,200.00
104500 549400 H'VILLE TREE BOARD	6,000.00	6,000.00	6,000.00
104500 553000 CAP OUTLAY-NON DEPREC	.00	.00	.00
104500 557000 CAP OUTLAY-LAND & ROW	.00	.00	.00
104500 569000 CONTRACTED SERVICES	1,000.00	1,000.00	1,000.00
104500 598800 DEPT CHGS - SALARIES	14,400.00	14,690.00	14,690.00
 TOTAL APPROPRIATION PUBLIC WORKS-ADMINISTRATION	 318,920.00	 316,580.00	 316,580.00

CITY OF HENDERSONVILLE
FISCAL YEAR 2011-12 BUDGET
GENERAL FUND

PUB WORKS--STREETS & HIGHWAYS	FY 2010-11 BUDGET	FY 2011-12 MANAGER RECOMMEND	FY 2011-12 COUNCIL APPROVED

PUB WORKS--STREETS & HIGHWAYS			
104510 512100 SALARIES & WAGES-REG	242,550.00	244,220.00	244,220.00
104510 512200 SALARIES & WAGES-O/T	14,000.00	14,000.00	14,000.00
104510 512900 SALARIES & WAGES-P/T	24,070.00	34,070.00	34,070.00
104510 518100 FICA TAX EXPENSE	22,300.00	21,300.00	21,300.00
104510 518200 RETIREMENT EXPENSE	16,310.00	16,810.00	16,810.00
104510 518300 GROUP MED & LIFE INS	52,500.00	52,500.00	52,500.00
104510 518600 WORKER'S COMP INS	6,650.00	5,000.00	5,000.00
104510 519000 PROFESSIONAL SERVICES	1,000.00	1,000.00	1,000.00
104510 521200 UNIFORMS	4,500.00	4,500.00	4,500.00
104510 524000 CONST & REPAIR SUPP	94,000.00	130,000.00	130,000.00
104510 525100 GASOLINE & DIESEL	23,250.00	28,000.00	28,000.00
104510 525200 TIRES	7,500.00	7,000.00	7,000.00
104510 525300 VEHICLE PARTS	47,000.00	49,000.00	49,000.00
104510 525400 OIL, LUBRICATION, ETC	2,000.00	2,000.00	2,000.00
104510 529900 SUPPLIES & MATERIALS	27,000.00	37,000.00	37,000.00
104510 535200 R & M - EQUIPMENT	10,000.00	10,000.00	10,000.00
104510 535300 R & M - AUTO/TRUCKS	7,000.00	7,000.00	7,000.00
104510 545600 LIAB/PROP INS & BONDS	5,060.00	5,000.00	5,000.00
104510 553000 CAP OUTLAY-NON DEPREC	.00	.00	.00
104510 554000 CAP OUTLAY-MOTOR VEHS	211,962.00	.00	.00
104510 555000 CAP OUTLAY-OTR EQUIP	.00	.00	.00

CITY OF HENDERSONVILLE
 FISCAL YEAR 2011-12 BUDGET
 GENERAL FUND

PUB WORKS-STREETS & HIGHWAYS	FY 2010-11 BUDGET	FY 2011-12 MANAGER RECOMMEND	FY 2011-12 COUNCIL APPROVED
-----	-----	-----	-----
104510 558000 CAP OUTLAY-BUILDINGS	.00	.00	.00
104510 559900 CAP OUTLAY-OTR IMPMTS	20,000.00	32,000.00	32,000.00
104510 569000 CONTRACTED SERVICES	35,100.00	55,000.00	55,000.00
104510 598060 DEPARTMENTAL CHGS-W/S	-103,810.00	-93,500.00	-93,500.00
104510 598068 DEPARTMENTAL CHGS-SOL	.00	-49,800.00	-49,800.00
 TOTAL APPROPRIATION PUB WORKS-STREETS & HIGHWAYS	 769,942.00	 612,100.00	 612,100.00

CITY OF HENDERSONVILLE
 FISCAL YEAR 2011-12 BUDGET
 GENERAL FUND

POWELL BILL	FY 2010-11 BUDGET	FY 2011-12 MANAGER RECOMMEND	FY 2011-12 COUNCIL APPROVED
104511 524000 CONST & REPAIR SUPP	.00	.00	.00
104511 525300 VEHICLE PARTS	.00	.00	.00
104511 529900 SUPPLIES & MATERIALS	.00	.00	.00
104511 535200 R & M - EQUIPMENT	.00	.00	.00
104511 535400 R & M - STREET MAINT	311,000.00	325,000.00	325,000.00
104511 537000 ADVERTISING	.00	.00	.00
104511 555000 CAP OUTLAY-OTR EQUIP	.00	.00	.00
104511 559900 CAP OUTLAY-OTR IMPMTS	.00	.00	.00
104511 569000 CONTRACTED SERVICES	.00	.00	.00
 TOTAL APPROPRIATION POWELL BILL	 311,000.00	 325,000.00	 325,000.00

CITY OF HENDERSONVILLE
FISCAL YEAR 2011-12 BUDGET
GENERAL FUND

PUBLIC WORKS-TRAFFIC ENGINEER	FY 2010-11 BUDGET	FY 2011-12 MANAGER RECOMMEND	FY 2011-12 COUNCIL APPROVED

PUBLIC WORKS-TRAFFIC ENGINEER			
104520 512100 SALARIES & WAGES-REG	68,270.00	68,870.00	68,870.00
104520 512200 SALARIES & WAGES-O/T	5,000.00	5,000.00	5,000.00
104520 512300 SAL & WAGES-STANDBY P	11,800.00	11,990.00	11,990.00
104520 518100 FICA TAX EXPENSE	6,150.00	6,180.00	6,180.00
104520 518200 RETIREMENT EXPENSE	5,430.00	5,550.00	5,550.00
104520 518300 GROUP MED & LIFE INS	13,130.00	13,200.00	13,200.00
104520 518600 WORKER'S COMP INS	2,300.00	2,300.00	2,300.00
104520 518900 RETIREE INSURANCE	6,270.00	6,270.00	6,270.00
104520 519000 PROFESSIONAL SERVICES	200.00	200.00	200.00
104520 521200 UNIFORMS	2,000.00	2,000.00	2,000.00
104520 525100 GASOLINE & DIESEL	2,530.00	2,080.00	2,080.00
104520 525200 TIRES	500.00	500.00	500.00
104520 525300 VEHICLE PARTS	2,200.00	1,400.00	1,400.00
104520 525400 OIL, LUBRICATION, ETC	200.00	200.00	200.00
104520 529900 SUPPLIES & MATERIALS	39,000.00	30,000.00	30,000.00
104520 533900 STREET & TRAFFIC LTS	179,000.00	175,000.00	175,000.00
104520 535300 R & M - AUTO/TRUCKS	400.00	400.00	400.00
104520 545600 LIAB/PROP INS & BONDS	1,000.00	1,000.00	1,000.00
104520 554000 CAPT OUTLAY-MOTOR VEH	9,000.00	.00	.00
104520 555000 CAP OUTLAY-OTR EQUIP	.00	15,000.00	15,000.00
TOTAL APPROPRIATION PUBLIC WORKS-TRAFFIC ENGINEER	354,380.00	347,140.00	347,140.00

CITY OF HENDERSONVILLE
 FISCAL YEAR 2011-12 BUDGET
 GENERAL FUND

PUB WORKS-GROUNDS MAINTENANCE	FY 2010-11 BUDGET	FY 2011-12 MANAGER RECOMMEND	FY 2011-12 COUNCIL APPROVED
104760 512100 SALARIES & WAGES-REG	270,920.00	272,130.00	272,130.00
104760 512200 SALARIES & WAGES-O/T	14,000.00	14,000.00	14,000.00
104760 512900 SALARIES & WAGES-P/T	34,070.00	34,070.00	34,070.00
104760 518100 FICA TAX EXPENSE	24,420.00	23,430.00	23,430.00
104760 518200 RETIREMENT EXPENSE	18,110.00	18,730.00	18,730.00
104760 518300 GROUP MED & LIFE INS	52,500.00	52,500.00	52,500.00
104760 518600 WORKER'S COMP INS	3,100.00	3,100.00	3,100.00
104760 519000 PROFESSIONAL SERVICES	600.00	600.00	600.00
104760 521200 UNIFORMS	4,000.00	4,000.00	4,000.00
104760 525100 GASOLINE & DIESEL	15,500.00	18,580.00	18,580.00
104760 525200 TIRES	1,800.00	1,800.00	1,800.00
104760 525300 VEHICLE PARTS	10,500.00	7,500.00	7,500.00
104760 525400 OIL, LUBRICATION, ETC	500.00	500.00	500.00
104760 529900 SUPPLIES & MATERIALS	12,000.00	12,000.00	12,000.00
104760 535200 R & M - EQUIPMENT	6,000.00	8,000.00	8,000.00
104760 535300 R & M - AUTO/TRUCKS	1,000.00	1,000.00	1,000.00
104760 545600 LIAB/PROP INS & BONDS	5,400.00	5,500.00	5,500.00
104760 555000 CAP OUTLAY-OTR EQUIP	31,000.00	40,000.00	40,000.00
104760 559900 CAP OUTLAY-OTR IMPMTS	10,000.00	12,000.00	12,000.00
104760 569000 CONTRACTED SERVICES	1,600.00	1,500.00	1,500.00
104760 598400 REIMB PUB WORKS DEPT	-1,500.00	-1,500.00	-1,500.00
 TOTAL APPROPRIATION PUB WORKS-GROUNDS MAINTENANCE	 515,520.00	 529,440.00	 529,440.00

CITY OF HENDERSONVILLE
 FISCAL YEAR 2011-12 BUDGET
 GENERAL FUND

PUBLIC WORKS-PATTON POOL	FY 2010-11 BUDGET	FY 2011-12 MANAGER RECOMMEND	FY 2011-12 COUNCIL APPROVED

PUBLIC WORKS-PATTON POOL			
106170 512100 SALARIES & WAGES-REG	.00	109,860.00	109,860.00
106170 512900 SALARIES & WAGES-P/T	109,860.00	.00	.00
106170 518100 FICA TAX EXPENSE	8,410.00	8,410.00	8,410.00
106170 518600 WORKER'S COMP INS	1,500.00	1,500.00	1,500.00
106170 519000 PROFESSIONAL SERVICES	1,000.00	1,000.00	1,000.00
106170 521200 UNIFORMS	2,400.00	2,400.00	2,400.00
106170 527000 PURCH FOR RESALE-POOL	16,000.00	16,000.00	16,000.00
106170 529900 SUPPLIES & MATERIALS	26,250.00	28,000.00	28,000.00
106170 533000 UTILITIES	24,600.00	24,600.00	24,600.00
106170 535100 R & M - BUILDINGS	6,000.00	6,000.00	6,000.00
106170 535200 R & M - EQUIPMENT	4,000.00	8,000.00	8,000.00
106170 545600 LIAB/PROP INS & BONDS	1,800.00	1,800.00	1,800.00
106170 553000 CAP OUTLAY-NON DEPREC	75,000.00	.00	.00
106170 555000 CAP OUTLAY-OTR EQUIP	.00	15,000.00	15,000.00
106170 559900 CAP OUTLAY-OTR IMPMTS	7,000.00	.00	.00
106170 569000 CONTRACTED SERVICES	2,000.00	2,000.00	2,000.00
TOTAL APPROPRIATION PUBLIC WORKS-PATTON POOL	285,820.00	224,570.00	224,570.00

CITY OF HENDERSONVILLE

FY 2011-12 BUDGET

POLICE DEPARTMENT

APPROPRIATION SUMMARIES

<u>DEPARTMENTAL</u>	<u>FY 2009-10</u>	<u>FY 2010-11</u>	<u>FY 2011-12</u>
PERSONNEL COSTS	\$3,126,370	\$3,146,780	\$3,169,390
OPERATING COSTS	470,870	503,230	505,170
CAPITAL OUTLAY	<u>72,000</u>	<u>133,000</u>	<u>158,000</u>
TOTAL	\$3,669,240	\$3,783,010	\$3,832,560

BUDGETED POSITIONS	49	49	49
-----------------------	----	----	----

depsum6

CITY OF HENDERSONVILLE
 FISCAL YEAR 2011-12 BUDGET
 GENERAL FUND

POLICE DEPARTMENT	FY 2010-11 BUDGET	FY 2011-12 MANAGER RECOMMEND	FY 2011-12 COUNCIL APPROVED
104310 512100 SALARIES & WAGES-REG	2,062,950.00	2,063,870.00	2,063,870.00
104310 512200 SALARIES & WAGES-O/T	77,030.00	77,030.00	77,030.00
104310 512300 SAL & WAGES-STANDBY	20,090.00	20,090.00	20,090.00
104310 512400 SAL & WAGES-COURT PAY	16,000.00	16,000.00	16,000.00
104310 512500 SAL & WAGES-CROSS GDS	21,700.00	23,990.00	23,990.00
104310 512700 SAL & WAGES-SEP ALLOW	55,500.00	63,000.00	63,000.00
104310 512800 SAL & WAGES-DRUG ENFR	12,000.00	12,000.00	12,000.00
104310 512900 SAL & WAGES-SRO GRANT	37,840.00	38,870.00	38,870.00
104310 513000 SAL & WAGES-AUX OFFS	50,020.00	53,460.00	53,460.00
104310 518100 FICA TAX EXPENSE	174,370.00	172,470.00	172,470.00
104310 518200 RETIREMENT EXPENSE	241,640.00	250,970.00	250,970.00
104310 518300 GROUP MED & LIFE INS	328,100.00	328,100.00	328,100.00
104310 518600 WORKER'S COMP INS	37,000.00	37,000.00	37,000.00
104310 518900 RETIREE INSURANCE	12,540.00	12,540.00	12,540.00
104310 519000 PROFESSIONAL SERVICES	2,000.00	2,000.00	2,000.00
104310 519300 PROF SERVICES-MEDICAL	11,650.00	11,650.00	11,650.00
104310 521200 UNIFORMS	34,640.00	34,640.00	34,640.00
104310 525100 GASOLINE & DIESEL	110,000.00	110,000.00	110,000.00
104310 525200 TIRES	9,500.00	9,500.00	9,500.00
104310 525300 VEHICLE PARTS	26,000.00	26,000.00	26,000.00
104310 525400 OIL, LUBRICATION, ETC	1,800.00	2,200.00	2,200.00
104310 526000 OFFICE SUPPLIES	15,000.00	15,000.00	15,000.00

CITY OF HENDERSONVILLE
 FISCAL YEAR 2011-12 BUDGET
 GENERAL FUND

POLICE DEPARTMENT	FY 2010-11 BUDGET	FY 2011-12 MANAGER RECOMMEND	FY 2011-12 COUNCIL APPROVED
104310 529900 SUPPLIES & MATERIALS	69,930.00	69,270.00	69,270.00
104310 532100 TELEPHONE	39,450.00	39,450.00	39,450.00
104310 532500 POSTAGE	2,300.00	2,300.00	2,300.00
104310 535200 R & M - EQUIPMENT	25,750.00	25,750.00	25,750.00
104310 535300 R & M - AUTO/TRUCKS	27,000.00	27,000.00	27,000.00
104310 537000 ADVERTISING	4,000.00	4,000.00	4,000.00
104310 539400 TRAVEL	24,360.00	24,360.00	24,360.00
104310 539500 TRAINING	14,330.00	14,330.00	14,330.00
104310 539600 SPEC DRUG ENFORCEMENT	8,000.00	8,000.00	8,000.00
104310 545600 LIAB/PROP INS & BONDS	60,600.00	60,600.00	60,600.00
104310 548400 D A R E PROGRAM	5,500.00	7,450.00	7,450.00
104310 548700 OUTREACH PROGRAM	2,700.00	2,700.00	2,700.00
104310 549100 DUES & SUBSCRIPTIONS	8,720.00	8,970.00	8,970.00
104310 553000 CAP OUTLAY-NON DEPREC	39,000.00	38,000.00	38,000.00
104310 554000 CAP OUTLAY-MOTOR VEHS	103,500.00	120,000.00	120,000.00
104310 569000 CONTRACTED SERVICES	1,000.00	.00	.00
 TOTAL APPROPRIATION POLICE DEPARTMENT	 3,793,510.00	 3,832,560.00	 3,832,560.00

CITY OF HENDERSONVILLE

FY 2011-12 BUDGET

FIRE DEPARTMENT

APPROPRIATION SUMMARIES

<u>DEPARTMENTAL</u>	<u>FY 2009-10</u>	<u>FY 2010-11</u>	<u>FY 2011-12</u>
PERSONNEL COSTS	\$1,220,590	\$1,250,540	\$1,227,130
OPERATING COSTS	482,210	480,330	552,980
CAPITAL OUTLAY	<u>0</u>	<u>40,000</u>	<u>0</u>
TOTAL	\$1,702,800	\$1,770,870	\$1,780,110
 BUDGETED** POSITIONS	 20	 20	 27

**Seven positions are paid from a Federal SAFER Grant for FY2012 and FY2013.

depsum7

CITY OF HENDERSONVILLE
 FISCAL YEAR 2011-12 BUDGET
 GENERAL FUND

FIRE DEPARTMENT	FY 2010-11 BUDGET	FY 2011-12 MANAGER RECOMMEND	FY 2011-12 COUNCIL APPROVED
104340 512100 SALARIES & WAGES-REG	828,810.00	812,380.00	812,380.00
104340 512200 SALARIES & WAGES-O/T	41,630.00	41,630.00	41,630.00
104340 512600 SALARIES & WAGES-TEMP	24,500.00	24,500.00	24,500.00
104340 513200 SALARIES & WAGES-SUPP	.00	11,000.00	11,000.00
104340 518100 FICA TAX EXPENSE	69,230.00	64,030.00	64,030.00
104340 518200 RETIREMENT EXPENSE	55,890.00	55,890.00	55,890.00
104340 518300 GROUP MED & LIFE INS	131,240.00	131,300.00	131,300.00
104340 518600 WORKER'S COMP INS	46,400.00	46,400.00	46,400.00
104340 518900 RETIREE INSURANCE	43,890.00	40,000.00	40,000.00
104340 519000 PROFESSIONAL SERVICES	14,950.00	56,000.00	56,000.00
104340 521200 UNIFORMS	7,000.00	10,450.00	10,450.00
104340 521300 PROTECTIVE CLOTHING	6,000.00	19,000.00	19,000.00
104340 525100 GASOLINE & DIESEL	17,000.00	17,000.00	17,000.00
104340 525200 TIRES	5,500.00	4,000.00	4,000.00
104340 525300 VEHICLE PARTS	3,500.00	3,500.00	3,500.00
104340 525400 OIL, LUBRICATION, ETC	2,500.00	2,500.00	2,500.00
104340 526000 OFFICE SUPPLIES	3,000.00	3,000.00	3,000.00
104340 528000 EDUCATIONAL SUPPLIES	3,000.00	3,000.00	3,000.00
104340 529900 SUPPLIES & MATERIALS	12,700.00	22,200.00	22,200.00
104340 532100 TELEPHONE	9,000.00	9,000.00	9,000.00
104340 532500 POSTAGE	200.00	200.00	200.00
104340 533000 UTILITIES	13,000.00	13,000.00	13,000.00

CITY OF HENDERSONVILLE
 FISCAL YEAR 2011-12 BUDGET
 GENERAL FUND

FIRE DEPARTMENT	FY 2010-11 BUDGET	FY 2011-12 MANAGER RECOMMEND	FY 2011-12 COUNCIL APPROVED
104340 535100 R & M - BUILDINGS	8,500.00	8,500.00	8,500.00
104340 535200 R & M - EQUIPMENT	10,500.00	10,500.00	10,500.00
104340 535300 R & M - AUTO/TRUCKS	13,000.00	13,000.00	13,000.00
104340 537000 ADVERTISING	130.00	130.00	130.00
104340 539200 LAUNDRY	700.00	700.00	700.00
104340 539400 TRAVEL	3,550.00	3,550.00	3,550.00
104340 539500 TRAINING	4,500.00	4,500.00	4,500.00
104340 545600 LIAB/PROP INS & BONDS	13,900.00	13,900.00	13,900.00
104340 549100 DUES & SUBSCRIPTIONS	2,300.00	2,300.00	2,300.00
104340 553000 CAP OUTLAY-NON DEPREC	3,300.00	.00	.00
104340 554000 CAP OUTLAY-MOTOR VEHS	30,000.00	.00	.00
104340 555000 CAP OUTLAY-OTR EQUIP	.00	.00	.00
104340 569000 CONTRACTED SERVICES	8,500.00	.00	.00
104340 569500 VOL FIRE DEPT REIMB	333,050.00	333,050.00	333,050.00
 TOTAL APPROPRIATION FIRE DEPARTMENT	 1,770,870.00	 1,780,110.00	 1,780,110.00

CITY OF HENDERSONVILLE

FY 2011-12 BUDGET

ZONING DEPARTMENT

APPROPRIATION SUMMARIES

<u>DEPARTMENTAL</u>	<u>FY 2009-10</u>	<u>FY 2010-11</u>	<u>FY 2011-12</u>
PERSONNEL COSTS	\$120,020	\$123,200	\$125,170
OPERATING COSTS	49,550	51,200	51,700
CAPITAL OUTLAY	<u>0</u>	<u>7,000</u>	<u>7,000</u>
TOTAL	\$169,570	\$181,400	\$183,870
 BUDGETED POSITIONS	 2	 2	 2

depsum8

CITY OF HENDERSONVILLE
 FISCAL YEAR 2011-12 BUDGET
 GENERAL FUND

ZONING DEPARTMENT	FY 2010-11 BUDGET	FY 2011-12 MANAGER RECOMMEND	FY 2011-12 COUNCIL APPROVED
104350 512100 SALARIES & WAGES-REG	95,490.00	96,710.00	96,710.00
104350 518100 FICA TAX EXPENSE	7,310.00	7,400.00	7,400.00
104350 518200 RETIREMENT EXPENSE	6,070.00	6,660.00	6,660.00
104350 518300 GROUP MED & LIFE INS	13,130.00	13,200.00	13,200.00
104350 518600 WORKER'S COMP INS	1,200.00	1,200.00	1,200.00
104350 519200 PROF SERVICES-LEGAL	4,000.00	4,000.00	4,000.00
104350 521200 UNIFORMS	700.00	700.00	700.00
104350 525100 GASOLINE & DIESEL	1,400.00	1,400.00	1,400.00
104350 525200 TIRES	400.00	400.00	400.00
104350 525300 VEHICLE PARTS	500.00	500.00	500.00
104350 525400 OIL, LUBRICATION, ETC	200.00	200.00	200.00
104350 526000 OFFICE SUPPLIES	3,000.00	3,000.00	3,000.00
104350 532100 TELEPHONE	3,500.00	3,500.00	3,500.00
104350 532500 POSTAGE	4,000.00	4,500.00	4,500.00
104350 535200 R & M - EQUIPMENT	100.00	100.00	100.00
104350 535300 R & M - AUTO/TRUCKS	500.00	500.00	500.00
104350 537000 ADVERTISING	400.00	400.00	400.00
104350 539400 TRAVEL	4,000.00	4,000.00	4,000.00
104350 539500 TRAINING	1,500.00	1,500.00	1,500.00
104350 545600 LIAB/PROP INS & BONDS	1,500.00	1,500.00	1,500.00
104350 549100 DUES & SUBSCRIPTIONS	500.00	500.00	500.00
104350 553000 CAP OUTLAY-NON DEPREC	7,000.00	7,000.00	7,000.00

CITY OF HENDERSONVILLE
 FISCAL YEAR 2011-12 BUDGET
 GENERAL FUND

ZONING DEPARTMENT	FY 2010-11 BUDGET	FY 2011-12 MANAGER RECOMMEND	FY 2011-12 COUNCIL APPROVED

104350 569400 CONT SERV-CONDM BLDGS	25,000.00	25,000.00	25,000.00
 TOTAL APPROPRIATION ZONING DEPARTMENT	 181,400.00	 183,870.00	 183,870.00

CITY OF HENDERSONVILLE

FY 2011-12 BUDGET

PLANNING DEPARTMENT

APPROPRIATION SUMMARIES

<u>DEPARTMENTAL</u>	<u>FY 2009-10</u>	<u>FY 2010-11</u>	<u>FY 2011-12</u>
PERSONNEL COSTS	\$192,430	\$198,200	\$199,780
OPERATING COSTS	48,300	47,170	44,350
CAPITAL OUTLAY	<u>0</u>	<u>0</u>	<u>0</u>
TOTAL	\$240,730	\$245,370	\$244,130
 BUDGETED POSITIONS	 3	 3	 3

depsum9

CITY OF HENDERSONVILLE
 FISCAL YEAR 2011-12 BUDGET
 GENERAL FUND

PLANNING DEPARTMENT	FY 2010-11 BUDGET	FY 2011-12 MANAGER RECOMMEND	FY 2011-12 COUNCIL APPROVED
104360 512100 SALARIES & WAGES-REG	152,880.00	153,480.00	153,480.00
104360 518100 FICA TAX EXPENSE	11,710.00	11,740.00	11,740.00
104360 518200 RETIREMENT EXPENSE	9,720.00	10,560.00	10,560.00
104360 518300 GROUP MED & LIFE INS	19,690.00	19,800.00	19,800.00
104360 518600 WORKER'S COMP INS	4,200.00	4,200.00	4,200.00
104360 519000 PROFESSIONAL SERVICES	40,000.00	40,000.00	40,000.00
104360 526000 OFFICE SUPPLIES	7,000.00	7,000.00	7,000.00
104360 532100 TELEPHONE	2,000.00	2,000.00	2,000.00
104360 532500 POSTAGE	3,500.00	2,000.00	2,000.00
104360 537000 ADVERTISING	4,000.00	3,000.00	3,000.00
104360 539400 TRAVEL	1,000.00	1,000.00	1,000.00
104360 539500 TRAINING	2,000.00	2,000.00	2,000.00
104360 545600 LIAB/PROP INS & BONDS	2,000.00	2,000.00	2,000.00
104360 549100 DUES & SUBSCRIPTIONS	750.00	750.00	750.00
104360 549500 HISTORIC PRESERVATION	10,000.00	10,000.00	10,000.00
104360 598010 DEPARTMENTAL CHGS-G/F	-25,080.00	-25,400.00	-25,400.00
TOTAL APPROPRIATION PLANNING DEPARTMENT	245,370.00	244,130.00	244,130.00

CITY OF HENDERSONVILLE

FY 2011-12 BUDGET

G/F -- OTHER APPROPRIATIONS

APPROPRIATION SUMMARIES

<u><i>OTHER APPROPRIATIONS</i></u>	<u><i>FY 2009-10</i></u>	<u><i>FY 2010-11</i></u>	<u><i>FY 2011-12</i></u>
NON-DEPARTMENTAL	\$693,280	\$557,010	\$463,840
SPECIAL APPROPRIATIONS	159,700	138,400	286,000
DEBT SERVICE	642,830	660,880	746,080
CONTINGENCIES	<u>150,000</u>	<u>150,000</u>	<u>150,000</u>
TOTAL	\$1,645,810	\$1,506,290	\$1,645,920

CITY OF HENDERSONVILLE
 FISCAL YEAR 2010-11 BUDGET
 GENERAL FUND

NON-DEPARTMENTAL	FY 2010-11 BUDGET	FY 2011-12 MANAGER RECOMMEND	FY 2011-12 COUNCIL APPROVED
109619 500023 SAFETY PROGRAM	1,500.00	1,500.00	1,500.00
109619 500024 DRUG TESTING	3,000.00	3,000.00	3,000.00
109619 500028 EMPLOYEE ASSIST PROG	3,000.00	3,000.00	3,000.00
109619 500029 WELLNESS COMMITTEE	7,300.00	7,300.00	7,300.00
109619 500030 TUITION REIMBURSEMENT	3,000.00	3,000.00	3,000.00
109619 500031 EMPLOYEE EVENTS	11,500.00	11,500.00	11,500.00
109619 518500 STATE UNEMPLOYMNT INS	10,000.00	10,000.00	10,000.00
109619 518900 RETIREE INSURANCE	5,000.00	5,000.00	5,000.00
109619 519000 PROFESSIONAL SERVICES	10,000.00	10,000.00	10,000.00
109619 561100 CONTRIBUTION TO ESF	249,790.00	285,270.00	285,270.00
109619 561200 CONTRIBUTION TO WSF	100,880.00	100,880.00	100,880.00
109619 561300 CONTR TO BRITTON CK	5,556.00	.00	.00
109619 561400 CONTRIBUTION TO 7TH	24,690.00	23,390.00	23,390.00
109619 561700 CONTRIBUTION TO D/T	27,350.00	.00	.00
109619 561800 CONTRIBUTION TO OPEB	100,000.00	.00	.00
109619 563200 CONTR TO FIRE STATION	.00	.00	.00
109619 563500 MAIN STREET PROJECT	66,412.40	.00	.00
109619 575300 OPER TRAN TO CR FUND	245,472.00	.00	.00
TOTAL APPROPRIATION NON-DEPARTMENTAL	874,450.40	463,840.00	463,840.00

CITY OF HENDERSONVILLE
 FISCAL YEAR 2010-11 BUDGET
 GENERAL FUND

SPECIAL APPROPRIATIONS	FY 2010-11 BUDGET	FY 2011-12 MANAGER RECOMMEND	FY 2011-12 COUNCIL APPROVED

SPECIAL APPROPRIATIONS			
109620 500012 TOTAL AMT REQUESTED	.00	133,400.00	.00
109620 500013 CHAMBER OF COMMERCE	10,000.00	.00	10,000.00
109620 500014 FLAT ROCK PLAYHOUSE	100,000.00	100,000.00	100,000.00
109620 500015 MAYORS ADV COUNCIL	500.00	.00	500.00
109620 500016 HANDS ON GALLERY	5,000.00	50,000.00	50,000.00
109620 500017 HEND CO RESCUE SQUAD	8,000.00	.00	8,000.00
109620 500018 HERITAGE MUSEUM	2,500.00	.00	2,000.00
109620 500019 HEND CO DISPUTE CENTR	500.00	.00	500.00
109620 500020 CONTR TO PUBLIC TRANS	75,000.00	.00	79,800.00
109620 500021 THE HEALING PLACE	1,500.00	.00	1,500.00
109620 500022 SISTER CITIES PROGRAM	1,500.00	.00	500.00
109620 500023 MEDICAL LOAN CLOSET	500.00	.00	1,000.00
109620 500025 HEND CNTY PUB SCHOOLS	10,000.00	.00	10,000.00
109620 500026 TEAM ECCO	.00	.00	5,000.00
109620 500027 BOYS & GIRLS CLUB	10,000.00	.00	5,000.00
109620 541800 SHUFFLEBOARD CLUB	1,200.00	.00	1,200.00
109620 561400 HEND CO SOCCER ASSC	1,200.00	.00	.00
109620 561600 P'SHIP ECON DEVELOPMT	11,000.00	.00	11,000.00
TOTAL APPROPRIATION	238,400.00	283,400.00	286,000.00
SPECIAL APPROPRIATIONS			

CITY OF HENDERSONVILLE
 FISCAL YEAR 2011-12 BUDGET
 GENERAL FUND

DEBT SERVICE	FY 2010-11 BUDGET	FY 2011-12 MANAGER RECOMMEND	FY 2011-12 COUNCIL APPROVED
109621 573001 PRIN - MAIN ST LOAN	31,500.00	57,520.00	57,520.00
109621 573008 PRIN- 2008 S/WALK BDS	50,000.00	100,000.00	100,000.00
109621 573098 PRIN- 1998 S/WALK BDS	90,000.00	90,000.00	90,000.00
109621 573303 PRIN- CITY HALL RENOV	233,350.00	233,350.00	233,350.00
109621 574001 INT - MAIN ST LOAN	28,500.00	53,360.00	53,360.00
109621 574008 INT - 2008 S/WALK BDS	81,850.00	80,100.00	80,100.00
109621 574098 INT - 1998 S/WALK BDS	35,650.00	31,230.00	31,230.00
109621 574303 INT - CITY HALL RENOV	80,030.00	70,520.00	70,520.00
109621 575200 BANK SERVICE CHARGES	30,000.00	30,000.00	30,000.00
 TOTAL APPROPRIATION DEBT SERVICE	 660,880.00	 746,080.00	 746,080.00

CITY OF HENDERSONVILLE
 FISCAL YEAR 2011-12 BUDGET
 GENERAL FUND

CONTINGENCIES	FY 2010-11 BUDGET	FY 2011-12 MANAGER RECOMMEND	FY 2011-12 COUNCIL APPROVED

CONTINGENCIES			
109910 599100 CONTINGENCIES	150,000.00	150,000.00	150,000.00
TOTAL APPROPRIATION CONTINGENCIES	150,000.00	150,000.00	150,000.00

CITY OF HENDERSONVILLE

FY 2011-12 BUDGET

DOWNTOWN TAX DISTRICT

REVENUE SUMMARIES

<u>CATEGORY</u>	<u>FY 2009-10</u>	<u>FY 2010-11</u>	<u>FY 2011-12</u>
AD VALOREM TAXES	\$226,200	\$222,500	\$222,400
UNRESTRICTED REVENUE	100,600	100,600	100,600
INVESTMENT EARNINGS	<u>400</u>	<u>200</u>	<u>100</u>
SUBTOTAL	\$327,200	\$323,300	\$323,100
TRANSFER FROM GENERAL FUND	0	27,350	0
FUND BALANCE APPROPRIATED	<u>201,460</u>	<u>23,350</u>	<u>57,900</u>
TOTAL	<u>\$528,660</u>	<u>\$374,000</u>	<u>\$381,000</u>

revsum1

CITY OF HENDERSONVILLE
 FISCAL YEAR 2011-12 BUDGET
 DOWNTOWN TAX DISTRICT

	FY 2010-11 BUDGET	FY 2011-12 MANAGER RECOMMEND	FY 2011-12 COUNCIL APPROVED
200010 410000 TAX REFUNDS	-100.00	-100.00	-100.00
200010 411100 TAX LATE LIST AFTER 2	200.00	100.00	100.00
200010 411200 PRIOR YEAR TAXES	.00	.00	.00
200010 411300 TAX LL PRIOR 2008, AD	500.00	500.00	500.00
200010 420100 2001 AD VAL TAX - R/P	.00	.00	.00
200010 420101 AD VAL TAX - MTR VEHS	1,000.00	2,000.00	2,000.00
200010 420200 2002 AD VAL TAX - R/P	.00	.00	.00
200010 420300 2003 AD VAL TAX - R/P	.00	.00	.00
200010 420400 2004 AD VAL TAX - R/P	.00	.00	.00
200010 420500 2005 AD VAL TAX - R/P	.00	.00	.00
200010 420600 2006 AD VAL TAX - R/P	50.00	.00	.00
200010 420700 2007 AD VAL TAX - R/P	100.00	50.00	50.00
200010 420800 2008 AD VAL TAX - R/P	250.00	100.00	100.00
200010 420900 2009 AD VAL TAX - R/P	500.00	250.00	250.00
200010 421000 2010 AD VAL TAX - R/P	220,000.00	500.00	500.00
200010 421100 2011 AD VAL TAX-R/P	.00	219,000.00	219,000.00
200030 432300 S&U TAX REIMBURSEMENT	100,600.00	100,600.00	100,600.00
200070 483100 INTEREST INCOME	200.00	100.00	100.00
200090 498210 OPER TRANS FR GEN FD	27,350.00	.00	.00
200090 499200 FUND BALANCE APPROP	30,136.00	57,900.00	57,900.00
TOTAL REVENUE	380,786.00	381,000.00	381,000.00

CITY OF HENDERSONVILLE

FY 2011-12 BUDGET

DOWNTOWN TAX DISTRICT

APPROPRIATION SUMMARIES

<i><u>DEPARTMENTAL</u></i>	<i><u>FY 2009-10</u></i>	<i><u>FY 2010-11</u></i>	<i><u>FY 2011-12</u></i>
PERSONNEL COSTS	\$0	\$0	\$0
OPERATING COSTS	229,500	245,000	247,000
CONTRACTED SERVICES	<u>299,160</u>	<u>129,000</u>	<u>134,000</u>
TOTAL	<u>\$528,660</u>	<u>\$374,000</u>	<u>\$381,000</u>

depsum11

CITY OF HENDERSONVILLE
 FISCAL YEAR 2011-12 BUDGET
 DOWNTOWN TAX DISTRICT

DOWNTOWN TAX DISTRICT	FY 2010-11 BUDGET	FY 2011-12 MANAGER RECOMMEND	FY 2011-12 COUNCIL APPROVED
204750 519100 AUDIT FEES	1,000.00	1,000.00	1,000.00
204750 529900 SUPPLIES & MATERIALS	27,786.00	24,000.00	24,000.00
204750 533000 UTILITIES	15,000.00	14,000.00	14,000.00
204750 535100 R & M - BUILDINGS	.00	.00	.00
204750 553000 CAP OUTLAY-NON DEPREC	.00	.00	.00
204750 559900 CAP OUTLAY-OTR IMPMTS	.00	.00	.00
204750 560300 MAIN ST DEVELOP PROGM	110,000.00	110,000.00	110,000.00
204750 561600 MAIN STREET PARADE	2,000.00	2,000.00	2,000.00
204750 569000 CONTRACTED SERVICES	129,000.00	134,000.00	134,000.00
204750 575320 OPER TRAN TO GEN FD	100,000.00	100,000.00	100,000.00
204750 598400 REIMB PUB WORKS DEPT	-4,000.00	-4,000.00	-4,000.00
TOTAL APPROPRIATION DOWNTOWN TAX DISTRICT	380,786.00	381,000.00	381,000.00

CITY OF HENDERSONVILLE

FY 2011-12 BUDGET

SEVENTH AVENUE TAX DISTRICT

REVENUE SUMMARIES

<u>CATEGORY</u>	<u>FY 2009-10</u>	<u>FY 2010-11</u>	<u>FY 2011-12</u>
AD VALOREM TAXES	\$8,100	\$8,350	\$11,900
UNRESTRICTED REVENUE	2,500	2,500	2,500
INVESTMENT EARNINGS	<u>100</u>	<u>0</u>	<u>0</u>
SUBTOTAL	\$10,700	\$10,850	\$14,400
TRANSFER FROM GENERAL FUND	52,800	24,690	23,390
FUND BALANCE APPROPRIATED	<u>0</u>	<u>0</u>	<u>0</u>
TOTAL	<u>\$63,500</u>	<u>\$35,540</u>	<u>\$37,790</u>

revsum1a

CITY OF HENDERSONVILLE
 FISCAL YEAR 2011-12 BUDGET
 SEVENTH AVENUE DISTRICT

	FY 2010-11 BUDGET	FY 2011-12 MANAGER RECOMMEND	FY 2011-12 COUNCIL APPROVED
210010 411100 TAX LATE LIST AFTER 2	50.00	50.00	50.00
210010 411300 TAX LL PRIOR 2008, AD	100.00	100.00	100.00
210010 419800 1998 AD VAL TAX - R/P	.00	.00	.00
210010 419900 1999 AD VAL TAX - R/P	.00	.00	.00
210010 420000 2000 AD VAL TAX - R/P	.00	.00	.00
210010 420001 2000 AD VAL TAX - DMV	.00	.00	.00
210010 420100 2001 AD VAL TAX - R/P	.00	.00	.00
210010 420101 AD VAL TAX - MTR VEHS	350.00	500.00	500.00
210010 420200 2002 AD VAL TAX - R/P	.00	.00	.00
210010 420300 2003 AD VAL TAX - R/P	.00	.00	.00
210010 420400 2004 AD VAL TAX - R/P	.00	.00	.00
210010 420500 2005 AD VAL TAX - R/P	.00	.00	.00
210010 420600 2006 AD VAL TAX - R/P	50.00	.00	.00
210010 420700 2007 AD VAL TAX - R/P	50.00	50.00	50.00
210010 420800 2008 AD VAL TAX - R/P	50.00	50.00	50.00
210010 420900 2009 AD VAL TAX - R/P	100.00	50.00	50.00
210010 421000 2010 AD VAL TAX - R/P	7,600.00	100.00	100.00
210010 421100 2011 AD VAL TAX - R/P	.00	.00	.00
210030 432300 S&U TAX REIMBURSEMENT	2,500.00	2,500.00	2,500.00
210070 483100 INTEREST INCOME	.00	.00	.00
210090 498210 OPER TRANS FR GEN FD	24,690.00	23,390.00	23,390.00
210090 499200 FUND BALANCE APPROP	.00	.00	.00
 TOTAL REVENUE	 35,540.00	 26,790.00	 26,790.00

CITY OF HENDERSONVILLE

FY 2011-12 BUDGET

SEVENTH AVENUE TAX DISTRICT

APPROPRIATION SUMMARIES

<i><u>DEPARTMENTAL</u></i>	<i><u>FY 2009-10</u></i>	<i><u>FY 2010-11</u></i>	<i><u>FY 2011-12</u></i>
PERSONNEL COSTS	\$0	\$0	\$0
OPERATING COSTS	63,500	35,040	37,790
CAPITAL OUTLAY	<u>0</u>	<u>0</u>	<u>0</u>
TOTAL	<u>\$63,500</u>	<u>\$35,040</u>	<u>\$37,790</u>

CITY OF HENDERSONVILLE
 FISCAL YEAR 2011-12 BUDGET
 SEVENTH AVENUE DISTRICT

SEVENTH AVENUE DISTRICT	FY 2010-11 BUDGET	FY 2011-12 MANAGER RECOMMEND	FY 2011-12 COUNCIL APPROVED
214751 529900 SUPPLIES & MATERIALS	3,500.00	2,500.00	2,500.00
214751 533900 STREET/TRAFFIC LIGHTS	6,000.00	7,500.00	7,500.00
214751 553000 CAP OUTLAY-NON DEPREC	.00	1,750.00	1,750.00
214751 555000 CAP OUTLAY-OTR EQUIP	.00	.00	.00
214751 559900 CAP OUTLAY-OTR IMPMTS	.00	.00	.00
214751 560210 CONTR TO GENERAL FUND	.00	.00	.00
214751 560500 7TH AVE DEVELOP PROGM	26,040.00	26,040.00	26,040.00
214751 569000 CONTRACTED SERVICES	.00	.00	.00
TOTAL APPROPRIATION SEVENTH AVENUE DISTRICT	35,540.00	37,790.00	37,790.00

CITY OF HENDERSONVILLE

FY 2011-12 BUDGET

CAPITAL RESERVE FUND

REVENUE SUMMARIES

<u>DEPARTMENTAL</u>	<u>FY 2009-10</u>	<u>FY 2010-11</u>	<u>FY 2011-12</u>
INTEREST INCOME - GENERAL FUND	\$10,000	\$500	\$500
INTEREST INCOME - WATER & SEWER	<u>1,000</u>	<u>500</u>	<u>500</u>
TOTAL	<u>\$11,000</u>	<u>\$1,000</u>	<u>\$1,000</u>

depsum10a

CITY OF HENDERSONVILLE

FY 2011-12 BUDGET

CAPITAL RESERVE FUND

APPROPRIATION SUMMARIES

<u>DEPARTMENTAL</u>	<u>FY 2009-10</u>	<u>FY 2010-11</u>	<u>FY 2011-12</u>
TRANSFER TO GENERAL FUND	(870,899)	(313,360)	(303,870)
TRANSFER TO WATER & SEWER	(859,000)	(345,000)	(300,000)
TRANSFER FROM WATER & SEWER	550,000	550,000	550,000
FUND BALANCE - GENERAL FUND	861,899	(98,140)	(97,930)
FUND BALANCE - WATER & SEWER	<u>308,000</u>	<u>205,500</u>	<u>150,800</u>
TOTAL	<u>(\$10,000)</u>	<u>(\$1,000)</u>	<u>(\$1,000)</u>

depsum10b

CITY OF HENDERSONVILLE
 FISCAL YEAR 2011-12 BUDGET
 CAPITAL RESERVE FUND - G/F

	FY 2010-11 BUDGET	FY 2011-12 MANAGER RECOMMEND	FY 2011-12 COUNCIL APPROVED

250070 483100 INTEREST INCOME - G/F	1,000.00	500.00	500.00
250070 483103 INT INC - 1ST CITIZEN	500.00	500.00	500.00
TOTAL REVENUE	1,500.00	1,000.00	1,000.00
250090 498010 OPER TRANS TO GEN FD	313,360.00	303,870.00	303,870.00
250090 498038 OPER TRANS TO MAIN ST	245,472.00	.00	.00
250090 498059 OPER TRANS TO FUND 59	.00	.00	.00
250090 498210 OPER TRANS FR GEN FD	-245,472.00	.00	.00
250090 499200 FUND BAL APPROP - G/F	-312,860.00	-303,870.00	-303,870.00
TOTAL REVENUE	500.00	.00	.00
259621 575200 BANK SERVICE CHARGES	1,000.00	1,000.00	1,000.00
TOTAL REVENUE	1,000.00	1,000.00	1,000.00

CITY OF HENDERSONVILLE
 FISCAL YEAR 2011-12 BUDGET
 CAPITAL RESERVE FUND - W/S

	FY 2010-11 BUDGET	FY 2011-12 MANAGER RECOMMEND	FY 2011-12 COUNCIL APPROVED
660070 483103 INT INC - 1ST CITIZEN	.00	800.00	800.00
660070 483160 INTEREST INCOME - W/S	500.00	200.00	200.00
TOTAL REVENUE	500.00	1,000.00	1,000.00
660090 498060 OPER TRANS TO W/S FD	345,000.00	350,000.00	300,000.00
660090 498260 OPER TRANS FR W/S FD	-550,000.00	-550,000.00	-550,000.00
660090 499200 FUND BAL APPROP - W/S	205,500.00	250,800.00	250,800.00
TOTAL REVENUE	500.00	50,800.00	800.00
669621 575200 BANK SERVICE CHARGES	.00	200.00	200.00
TOTAL REVENUE	.00	200.00	200.00

CITY OF HENDERSONVILLE

FY 2011-12 BUDGET

WATER & SEWER FUND

REVENUE SUMMARIES

<u>CATEGORY</u>	<u>FY 2009-10</u>	<u>FY 2010-11</u>	<u>FY 2011-12</u>
WATER SALES	\$7,703,000	\$8,501,000	\$8,700,500
SEWER CHARGES	4,090,000	4,080,000	4,275,000
WATER PERMITS & FEES	421,000	333,500	349,500
SEWER PERMITS & FEES	135,000	99,000	143,000
INVESTMENT EARNINGS	203,000	17,600	20,000
MISCELLANEOUS INCOME	<u>6,300</u>	<u>8,300</u>	<u>8,000</u>
SUBTOTAL	\$12,558,300	\$13,039,400	\$13,496,000
FUND BALANCE APPROPRIATED	447,770	437,110	751,870
FUND BAL - WTP RENOVATION	3,610,000	0	0
FUND BAL - RAW WATER INTAKE	0	1,170,120	0
OPERATING TRANSFERS	<u>959,880</u>	<u>445,880</u>	<u>400,800</u>
TOTAL	<u>\$17,575,950</u>	<u>\$15,092,510</u>	<u>\$14,648,670</u>

revsum2

CITY OF HENDERSONVILLE
 FISCAL YEAR 2011-12 BUDGET
 WATER AND SEWER FUND

	FY 2010-11 BUDGET	FY 2011-12 MANAGER RECOMMEND	FY 2011-12 COUNCIL APPROVED
600012 451100 WATER SALES - GENERAL	8,500,000.00	8,700,000.00	8,700,000.00
600012 451200 WATER SALES - MISCELL	1,000.00	500.00	500.00
600013 451300 SEWER CHARGES	4,000,000.00	4,200,000.00	4,200,000.00
600013 451400 SEPTIC TANK DISPOSAL	80,000.00	75,000.00	75,000.00
600050 445200 WATER PERMITS & FEES	3,500.00	4,000.00	4,000.00
600050 452100 WATER TAP FEES	80,000.00	95,000.00	95,000.00
600050 452200 WATER CUSTOMER PART	2,000.00	2,000.00	2,000.00
600050 452300 RECONNECT SERVICE CHG	40,000.00	45,000.00	45,000.00
600050 452400 TURN ON SERVICE CHG	40,000.00	40,000.00	40,000.00
600050 452500 WATER SYS DEV CHARGES	120,000.00	130,000.00	130,000.00
600050 452600 BRIGHTWATER FEES	48,000.00	33,500.00	33,500.00
600055 453000 SEWER PERMITS & FEES	2,000.00	2,000.00	2,000.00
600055 453100 SEWER TAP FEES	12,000.00	15,000.00	15,000.00
600055 453200 SEWER CUSTOMER PART	1,000.00	1,000.00	1,000.00
600055 453300 SEWER BILLING SERVICE	9,000.00	10,000.00	10,000.00
600055 453400 SEWER SURCHARGES	5,000.00	10,000.00	10,000.00
600055 453500 SEWER SYS DEV CHARGES	65,000.00	100,000.00	100,000.00
600055 453600 SWR PRETREAT COST REC	5,000.00	5,000.00	5,000.00
600070 483100 INTEREST INCOME	17,500.00	20,000.00	20,000.00
600070 483102 INT INCOME-SWEEP ACCT	100.00	.00	.00
600080 443660 SALE OF F/ASSETS-W/S	2,500.00	2,500.00	2,500.00
600080 443800 DISCOUNTS EARNED	800.00	500.00	500.00

CITY OF HENDERSONVILLE
 FISCAL YEAR 2011-12 BUDGET
 WATER AND SEWER FUND

	FY 2010-11 BUDGET	FY 2011-12 MANAGER RECOMMEND	FY 2011-12 COUNCIL APPROVED
600080 443900 MISCELLANEOUS INCOME	5,000.00	5,000.00	5,000.00
600080 444000 INSURANCE SETTLEMENTS	.00	.00	.00
600080 444400 RENTAL INCOME	.00	.00	.00
600090 498209 RURAL CENTER GRANT	.00	.00	.00
600090 498210 OPER TRANS FR GEN FD	100,880.00	100,800.00	100,800.00
600090 499100 PROCEEDS OF DEBT	.00	.00	.00
600090 499200 FUND BALANCE APPROP	4,040,410.00	751,870.00	751,870.00
600090 499201 FUND BAL - WTP RENOV	.00	.00	.00
600090 499202 FUND BAL - RAW WATER	1,170,120.00	.00	.00
600090 499800 OPER TRANS FR CR FUND	345,000.00	300,000.00	300,000.00
TOTAL REVENUE	18,695,810.00	14,648,670.00	14,648,670.00

CITY OF HENDERSONVILLE

FY 2010-11 BUDGET

WATER & SEWER FUND

APPROPRIATION SUMMARIES

<u>DEPARTMENTAL</u>	<u>FY 2008-09</u>	<u>FY 2009-10</u>	<u>FY 2010-11</u>
PERSONNEL COSTS	\$3,958,840	\$4,064,840	\$4,065,330
OPERATING COSTS	4,243,110	3,978,900	3,971,220
CAPITAL OUTLAY	<u>6,291,640</u>	<u>1,965,300</u>	<u>2,861,000</u>
SUBTOTAL	\$14,493,590	\$10,009,040	\$10,897,550
NON-DEPARTMENTAL	5,492,822	4,794,480	1,103,030
DEBT SERVICE	2,858,240	2,572,430	2,448,090
CONTINGENCIES	<u>200,000</u>	<u>200,000</u>	<u>200,000</u>
TOTAL	<u>\$23,044,652</u>	<u>\$17,575,950</u>	<u>\$14,648,670</u>
 BUDGETED POSITIONS	 68	 68	 68

depsum24

CITY OF HENDERSONVILLE

FY 2011-12 BUDGET

WATER & SEWER ADMINISTRATION

APPROPRIATION SUMMARIES

<u><i>DEPARTMENTAL</i></u>	<u><i>FY 2009-10</i></u>	<u><i>FY 2010-11</i></u>	<u><i>FY 2011-12</i></u>
PERSONNEL COSTS	\$199,540	\$215,730	\$226,690
OPERATING COSTS	161,500	127,250	91,210
CAPITAL OUTLAY	<u>0</u>	<u>0</u>	<u>0</u>
TOTAL	\$361,040	\$342,980	\$317,900
 BUDGETED POSITIONS	 3	 3	 3

depsum12

CITY OF HENDERSONVILLE
 FISCAL YEAR 2011-12 BUDGET
 WATER AND SEWER FUND

WATER & SEWER ADMINISTRATION	FY 2010-11 BUDGET	FY 2011-12 MANAGER RECOMMEND	FY 2011-12 COUNCIL APPROVED
607110 512100 SALARIES & WAGES-REG	168,660.00	175,500.00	175,500.00
607110 512600 SALARIES & WAGES-TEMP	.00	3,000.00	3,000.00
607110 518100 FICA TAX EXPENSE	12,810.00	13,400.00	13,400.00
607110 518200 RETIREMENT EXPENSE	10,570.00	11,100.00	11,100.00
607110 518300 GROUP MED & LIFE INS	19,690.00	19,690.00	19,690.00
607110 518600 WORKER'S COMP INS	4,000.00	4,000.00	4,000.00
607110 519000 PROF SERVICES	20,000.00	20,000.00	20,000.00
607110 519400 PROF SERVICES-ENGRING	10,000.00	8,000.00	8,000.00
607110 521100 JANITORIAL SUPPLIES	6,000.00	6,500.00	6,500.00
607110 521200 UNIFORMS	100.00	100.00	100.00
607110 525100 GASOLINE & DIESEL	1,200.00	1,000.00	1,000.00
607110 526000 OFFICE SUPPLIES	3,000.00	3,000.00	3,000.00
607110 529900 SUPPLIES & MATERIALS	600.00	500.00	500.00
607110 532100 TELEPHONE	2,500.00	2,000.00	2,000.00
607110 532500 POSTAGE	300.00	300.00	300.00
607110 533000 UTILITIES	42,500.00	40,000.00	40,000.00
607110 535100 R & M - BUILDINGS	3,000.00	3,000.00	3,000.00
607110 535200 R & M - EQUIPMENT	500.00	500.00	500.00
607110 535300 R & M -AUTO/TRUCKS	500.00	750.00	750.00
607110 537000 ADVERTISING	1,000.00	1,000.00	1,000.00
607110 539400 TRAVEL	4,000.00	2,000.00	2,000.00
607110 539500 TRAINING	2,800.00	700.00	700.00

CITY OF HENDERSONVILLE
 FISCAL YEAR 2011-12 BUDGET
 WATER AND SEWER FUND

WATER & SEWER ADMINISTRATION	FY 2010-11 BUDGET	FY 2011-12 MANAGER RECOMMEND	FY 2011-12 COUNCIL APPROVED
607110 545600 LIAB/PROP INS & BONDS	1,400.00	1,400.00	1,400.00
607110 549100 DUES & SUBSCRIPTIONS	250.00	150.00	150.00
607110 553000 CAP OUTLAY-NON DEPREC	.00	.00	.00
607110 555000 CAP OUTLAY-OTR EQUIP	.00	.00	.00
607110 569000 CONTRACTED SERVICES	42,000.00	29,000.00	29,000.00
607110 595800 CUSTOMER PARTICIPATIO	.00	-14,000.00	-14,000.00
607110 598010 DEPARTMENTAL CHGS-G/F	-14,400.00	-14,690.00	-14,690.00
 TOTAL APPROPRIATION WATER & SEWER ADMINISTRATION	 342,980.00	 317,900.00	 317,900.00

CITY OF HENDERSONVILLE

FY 2011-12 BUDGET

WATER & SEWER FINANCE

APPROPRIATION SUMMARIES

<u><i>DEPARTMENTAL</i></u>	<u><i>FY 2009-10</i></u>	<u><i>FY 2010-11</i></u>	<u><i>FY 2011-12</i></u>
PERSONNEL COSTS	\$481,420	\$478,410	\$476,810
OPERATING COSTS	401,200	396,200	396,200
CAPITAL OUTLAY	<u>2,000</u>	<u>2,000</u>	<u>2,000</u>
TOTAL	\$884,620	\$876,610	\$875,010

depsum13

CITY OF HENDERSONVILLE
 FISCAL YEAR 2011-12 BUDGET
 WATER AND SEWER FUND

W & S FINANCE	FY 2010-11 BUDGET	FY 2011-12 MANAGER RECOMMEND	FY 2011-12 COUNCIL APPROVED
607113 519000 PROFESSIONAL SERVICES	30,000.00	30,000.00	30,000.00
607113 519100 PROF SERVICES - AUDIT	20,000.00	20,000.00	20,000.00
607113 526000 OFFICE SUPPLIES	110,000.00	110,000.00	110,000.00
607113 532100 TELEPHONE	3,000.00	3,000.00	3,000.00
607113 532500 POSTAGE	145,000.00	145,000.00	145,000.00
607113 535200 R & M - EQUIPMENT	4,500.00	4,500.00	4,500.00
607113 539400 TRAVEL	200.00	200.00	200.00
607113 539500 TRAINING	3,000.00	3,000.00	3,000.00
607113 545600 LIAB/PROP INS & BONDS	3,000.00	3,000.00	3,000.00
607113 549200 UNCOLLECTIBLE ACCOUNT	30,000.00	30,000.00	30,000.00
607113 549300 CASH SHORT/OVER	500.00	500.00	500.00
607113 553000 CAP OUTLAY-NON DEPREC	2,000.00	2,000.00	2,000.00
607113 569000 CONTRACTED SERVICES	2,000.00	2,000.00	2,000.00
607113 598800 DEPT CHGS - PERSONNEL	478,410.00	476,810.00	476,810.00
607113 598801 DEPT CHGS - OPERATING	45,000.00	45,000.00	45,000.00
TOTAL APPROPRIATION W & S FINANCE	876,610.00	875,010.00	875,010.00

CITY OF HENDERSONVILLE

FY 2011-12 BUDGET

FACILITIES MAINTENANCE

APPROPRIATION SUMMARIES

<u><i>DEPARTMENTAL</i></u>	<u><i>FY 2009-10</i></u>	<u><i>FY 2010-11</i></u>	<u><i>FY 2011-12</i></u>
PERSONNEL COSTS	\$372,120	\$403,450	\$377,680
OPERATING COSTS	413,500	420,000	449,100
CAPITAL OUTLAY	<u>352,000</u>	<u>288,640</u>	<u>341,000</u>
TOTAL	\$1,137,620	\$1,112,090	\$1,167,780
BUDGETED POSITIONS	6	6	6

depsum16

CITY OF HENDERSONVILLE
 FISCAL YEAR 2011-12 BUDGET
 WATER AND SEWER FUND

FACILITIES MAINTENANCE	FY 2010-11 BUDGET	FY 2011-12 MANAGER RECOMMEND	FY 2011-12 COUNCIL APPROVED
607123 512100 SALARIES & WAGES-REG	297,180.00	272,000.00	272,000.00
607123 512200 SALARIES & WAGES-O/T	10,000.00	9,000.00	9,000.00
607123 518100 FICA TAX EXPENSE	21,340.00	20,500.00	20,500.00
607123 518200 RETIREMENT EXPENSE	17,280.00	18,500.00	18,500.00
607123 518300 GROUP MED & LIFE INS	39,380.00	39,380.00	39,380.00
607123 518600 WORKER'S COMP INS	12,000.00	12,000.00	12,000.00
607123 518900 RETIREE INSURANCE	6,270.00	6,300.00	6,300.00
607123 519000 PROFESSIONAL SERVICES	1,000.00	1,000.00	1,000.00
607123 521200 UNIFORMS	2,400.00	2,600.00	2,600.00
607123 525100 GASOLINE & DIESEL	11,000.00	11,000.00	11,000.00
607123 529900 SUPPLIES & MATERIALS	16,000.00	16,000.00	16,000.00
607123 532100 TELEPHONE	.00	.00	.00
607123 533000 UTILITIES	225,000.00	225,000.00	225,000.00
607123 535100 R & M - BUILDINGS	6,000.00	6,000.00	6,000.00
607123 535200 R & M - EQUIPMENT	40,000.00	40,000.00	40,000.00
607123 535300 R & M - AUTO/TRUCKS	7,500.00	10,000.00	10,000.00
607123 539400 TRAVEL	500.00	500.00	500.00
607123 539500 TRAINING	500.00	500.00	500.00
607123 543900 RENT - EQUIPMENT	4,000.00	4,000.00	4,000.00
607123 545600 LIAB/PROP INS & BONDS	10,500.00	10,500.00	10,500.00
607123 549100 DUES & SUBSCRIPTIONS	1,000.00	1,000.00	1,000.00
607123 553000 CAP OUTLAY-NON DEPREC	20,640.00	.00	.00

CITY OF HENDERSONVILLE
 FISCAL YEAR 2011-12 BUDGET
 WATER AND SEWER FUND

FACILITIES MAINTENANCE	FY 2010-11 BUDGET	FY 2011-12 MANAGER RECOMMEND	FY 2011-12 COUNCIL APPROVED
607123 554000 CAP OUTLAY-MTR VEHS	.00	.00	.00
607123 555000 CAP OUTLAY-OTR EQUIP	23,000.00	41,000.00	41,000.00
607123 556000 CAP OUTLAY-MTRZED EQ	.00	.00	.00
607123 559900 CAP OUTLAY-OTHER IMPR	245,000.00	300,000.00	300,000.00
607123 569000 CONTRACTED SERVICES	74,600.00	80,000.00	80,000.00
607123 595600 ISSUES FROM INVENTORY	.00	21,000.00	21,000.00
607123 595800 CUSTOMER PARTICIPATE	20,000.00	20,000.00	20,000.00
 TOTAL APPROPRIATION FACILITIES MAINTENANCE	 1,112,090.00	 1,167,780.00	 1,167,780.00

CITY OF HENDERSONVILLE

FY 2011-12 BUDGET

WATER TREATMENT PLANT

APPROPRIATION SUMMARIES

<u><i>DEPARTMENTAL</i></u>	<u><i>FY 2009-10</i></u>	<u><i>FY 2010-11</i></u>	<u><i>FY 2011-12</i></u>
PERSONNEL COSTS	\$576,510	\$569,520	\$572,890
OPERATING COSTS	961,350	884,500	980,400
CAPITAL OUTLAY	<u>4,300</u>	<u>399,000</u>	<u>213,000</u>
TOTAL	\$1,542,160	\$1,853,020	\$1,766,290
 BUDGETED POSITIONS	 11	 11	 11

depsum17

CITY OF HENDERSONVILLE
 FY 2011-12 BUDGET REQUEST
 WATER AND SEWER FUND

	FY 2010-11 BUDGET	FY 2011-12 MANAGER RECOMMEND	FY 2011-12 COUNCIL APPROVED
607124 512100 SALARIES & WAGES-REG	413,520.00	415,500.00	415,500.00
607124 512200 SALARIES & WAGES-O/T	9,000.00	8,000.00	8,000.00
607124 518100 FICA TAX EXPENSE	31,300.00	31,400.00	31,400.00
607124 518200 RETIREMENT EXPENSE	26,010.00	28,300.00	28,300.00
607124 518300 GROUP MED & LIFE INS	72,190.00	72,190.00	72,190.00
607124 518600 WORKER'S COMP INS	17,500.00	17,500.00	17,500.00
607124 519000 PROFESSIONAL SERVICES	1,000.00	500.00	500.00
607124 519400 PROF SERVICES-ENGRING	.00	20,000.00	20,000.00
607124 521100 JANITORIAL SUPPLIES	3,000.00	3,000.00	3,000.00
607124 521200 UNIFORMS	5,700.00	4,500.00	4,500.00
607124 523000 MEDICAL SUPPLIES	200.00	200.00	200.00
607124 525100 GASOLINE & DIESEL	3,500.00	3,800.00	3,800.00
607124 526000 OFFICE SUPPLIES	1,400.00	2,000.00	2,000.00
607124 526100 LABORATORY SUPPLIES	28,000.00	26,000.00	26,000.00
607124 529000 CHEMICALS	360,000.00	400,000.00	400,000.00
607124 529900 SUPPLIES & MATERIALS	18,000.00	18,000.00	18,000.00
607124 532100 TELEPHONE	4,000.00	4,000.00	4,000.00
607124 532500 POSTAGE	500.00	500.00	500.00
607124 533000 UTILITIES	333,000.00	340,000.00	340,000.00
607124 535100 R & M - BUILDINGS	7,000.00	7,000.00	7,000.00
607124 535200 R & M - EQUIPMENT	50,000.00	80,000.00	80,000.00
607124 535300 R & M - AUTO/TRUCKS	4,000.00	3,500.00	3,500.00

CITY OF HENDERSONVILLE
 FY 2011-12 BUDGET REQUEST
 WATER AND SEWER FUND

	FY 2010-11 BUDGET	FY 2011-12 MANAGER RECOMMEND	FY 2011-12 COUNCIL APPROVED
607124 539400 TRAVEL	1,800.00	1,500.00	1,500.00
607124 539500 TRAINING & TRAVEL	3,500.00	3,000.00	3,000.00
607124 545600 LIAB/PROP INS & BONDS	14,200.00	14,200.00	14,200.00
607124 549100 DUES & SUBSCRIPTIONS	7,200.00	7,200.00	7,200.00
607124 553000 CAP OUTLAY-NON DEPREC	.00	.00	.00
607124 554000 CAP OUTLAY-MOTOR VEHS	51,000.00	.00	.00
607124 555000 CAP OUTLAY-OTR EQUIP	.00	13,000.00	13,000.00
607124 559900 CAP OUTLAY-OTR IMPMTS	355,000.00	200,000.00	200,000.00
607124 569000 CONTRACTED SERVICES	30,000.00	40,000.00	40,000.00
607124 569100 SLUDGE MANAGEMENT	1,500.00	1,500.00	1,500.00
TOTAL APPROPRIATION	1,853,020.00	1,766,290.00	1,766,290.00

CITY OF HENDERSONVILLE

FY 2011-12 BUDGET

SHOP OPERATIONS

APPROPRIATION SUMMARIES

<u>DEPARTMENTAL</u>	<u>FY 2009-10</u>	<u>FY 2010-11</u>	<u>FY 2011-12</u>
PERSONNEL COSTS	\$692,710	\$670,750	\$670,750
OPERATING COSTS	123,700	119,400	112,960
CAPITAL OUTLAY	<u>0</u>	<u>0</u>	<u>69,000</u>
TOTAL	\$816,410	\$790,150	\$852,710
 BUDGETED POSITIONS	 14	 14	 14

depsum18

CITY OF HENDERSONVILLE
 FISCAL YEAR 2011-12 BUDGET
 WATER AND SEWER FUND

SHOP OPERATIONS CENTER	FY 2010-11 BUDGET	FY 2011-12 MANAGER RECOMMEND	FY 2011-12 COUNCIL APPROVED
607125 512100 SALARIES & WAGES-REG	492,760.00	484,000.00	484,000.00
607125 512200 SALARIES & WAGES-O/T	2,500.00	2,500.00	2,500.00
607125 518100 FICA TAX EXPENSE	34,950.00	32,000.00	32,000.00
607125 518200 RETIREMENT EXPENSE	28,960.00	29,000.00	29,000.00
607125 518300 GROUP MED & LIFE INS	85,310.00	85,310.00	85,310.00
607125 518600 WORKER'S COMP INS	20,000.00	20,000.00	20,000.00
607125 518900 RETIREE INSURANCE	6,270.00	.00	.00
607125 519000 PROFESSIONAL SERVICES	500.00	900.00	900.00
607125 521200 UNIFORMS	4,000.00	5,300.00	5,300.00
607125 523000 MEDICAL SUPPLIES	1,000.00	1,000.00	1,000.00
607125 525100 GASOLINE & DIESEL	20,000.00	22,000.00	22,000.00
607125 526000 OFFICE SUPPLIES	3,500.00	3,500.00	3,500.00
607125 529900 SUPPLIES & MATERIALS	18,000.00	16,000.00	16,000.00
607125 532100 TELEPHONE	18,000.00	24,000.00	24,000.00
607125 533000 UTILITIES	.00	.00	.00
607125 535200 R & M - EQUIPMENT	5,000.00	5,000.00	5,000.00
607125 535300 R & M - AUTO/TRUCKS	15,000.00	20,000.00	20,000.00
607125 539400 TRAVEL	1,500.00	1,500.00	1,500.00
607125 539500 TRAINING	2,000.00	2,000.00	2,000.00
607125 545600 LIAB/PROP INS & BONDS	7,700.00	7,700.00	7,700.00
607125 549100 DUES & SUBSCRIPTIONS	13,000.00	11,300.00	11,300.00
607125 552000 CAP OUTLAY-DP EQUIP	.00	.00	.00

CITY OF HENDERSONVILLE
 FISCAL YEAR 2011-12 BUDGET
 WATER AND SEWER FUND

SHOP OPERATIONS CENTER	FY 2010-11 BUDGET	FY 2011-12 MANAGER RECOMMEND	FY 2011-12 COUNCIL APPROVED

607125 553000 CAP OUTLAY-NON DEPREC	.00	.00	.00
607125 554000 CAP OUTLAY-MTR VEHS	.00	69,000.00	69,000.00
607125 569000 CONTRACTED SERVICES	10,700.00	10,700.00	10,700.00
 TOTAL APPROPRIATION SHOP OPERATIONS CENTER	 790,650.00	 852,710.00	 852,710.00

CITY OF HENDERSONVILLE

FY 2011-12 BUDGET

WATER MAINTENANCE & CONSTRUCTION

APPROPRIATION SUMMARIES

<u>DEPARTMENTAL</u>	<u>FY 2009-10</u>	<u>FY 2010-11</u>	<u>FY 2011-12</u>
PERSONNEL COSTS	\$669,200	\$688,730	\$696,570
OPERATING COSTS	899,010	610,650	678,100
CAPITAL OUTLAY	<u>1,640,800</u>	<u>1,309,000</u>	<u>1,728,000</u>
TOTAL	\$3,209,010	\$2,608,380	\$3,102,670
BUDGETED POSITIONS	14	14	14

depsum19

CITY OF HENDERSONVILLE
 FISCAL YEAR 2011-12 BUDGET
 WATER AND SEWER FUND

WATER MAINTENANCE & CONSTRUCTN	FY 2010-11 BUDGET	FY 2011-12 MANAGER RECOMMEND	FY 2011-12 COUNCIL APPROVED
607126 512100 SALARIES & WAGES-REG	466,350.00	480,000.00	480,000.00
607126 512200 SALARIES & WAGES-O/T	36,500.00	36,500.00	36,500.00
607126 518100 FICA TAX EXPENSE	35,160.00	36,000.00	36,000.00
607126 518200 RETIREMENT EXPENSE	29,270.00	32,200.00	32,200.00
607126 518300 GROUP MED & LIFE INS	91,870.00	91,870.00	91,870.00
607126 518600 WORKER'S COMP INS	20,000.00	20,000.00	20,000.00
607126 519000 PROFESSIONAL SERVICES	5,000.00	1,500.00	1,500.00
607126 521200 UNIFORMS	5,500.00	5,600.00	5,600.00
607126 525100 GASOLINE & DIESEL	26,000.00	30,000.00	30,000.00
607126 529900 SUPPLIES & MATERIALS	60,000.00	60,000.00	60,000.00
607126 535200 R & M - EQUIPMENT	25,000.00	25,000.00	25,000.00
607126 535300 R & M - AUTO/TRUCKS	25,000.00	25,000.00	25,000.00
607126 539400 TRAVEL	1,000.00	1,000.00	1,000.00
607126 539500 TRAINING	2,500.00	2,500.00	2,500.00
607126 544000 RENT - ETOWAH	.00	.00	.00
607126 545600 LIAB/PROP INS & BONDS	22,100.00	22,100.00	22,100.00
607126 549100 DUES & SUBSCRIPTIONS	5,400.00	5,400.00	5,400.00
607126 553000 CAP OUTLAY-NON DEPREC	.00	.00	.00
607126 554000 CAP OUTLAY-MTR VEHS	45,000.00	.00	.00
607126 555000 CAP OUTLAY-OTR EQUIP	.00	23,000.00	23,000.00
607126 556000 CAP OUTLAY-MTRZED EQ	.00	65,000.00	65,000.00
607126 559600 CAP OUTLAY-LINE UPGRD	774,000.00	.00	.00

CITY OF HENDERSONVILLE
 FISCAL YEAR 2011-12 BUDGET
 WATER AND SEWER FUND

WATER MAINTENANCE & CONSTRUCTN	FY 2010-11 BUDGET	FY 2011-12 MANAGER RECOMMEND	FY 2011-12 COUNCIL APPROVED
607126 559700 CAP OUTLAY-OVRSIZE LN	30,000.00	30,000.00	30,000.00
607126 559900 CAP OUTLAY-OTR IMPMTS	895,000.00	1,610,000.00	1,610,000.00
607126 569000 CONTRACTED SERVICES	35,000.00	35,000.00	35,000.00
607126 595600 ISSUES FROM INVENTORY	350,000.00	350,000.00	350,000.00
607126 595800 CUSTOMER PORTION	5,000.00	5,000.00	5,000.00
607126 598500 PAVING CUT REPAIRS	90,000.00	115,000.00	115,000.00
607126 598600 REIMBURSE WATER DEPT	-5,000.00	-5,000.00	-5,000.00
 TOTAL APPROPRIATION WATER MAINTENANCE & CONSTRUCTN	 3,075,650.00	 3,102,670.00	 3,102,670.00

CITY OF HENDERSONVILLE

FY 2011-12 BUDGET

WASTE WATER TREATMENT PLANT

APPROPRIATION SUMMARIES

<u>DEPARTMENTAL</u>	<u>FY 2009-10</u>	<u>FY 2010-11</u>	<u>FY 2011-12</u>
PERSONNEL COSTS	\$563,120	\$562,710	\$570,920
OPERATING COSTS	786,500	820,900	805,700
CAPITAL OUTLAY	<u>0</u>	<u>0</u>	<u>42,000</u>
TOTAL	\$1,349,620	\$1,383,610	\$1,418,620

BUDGETED POSITIONS	10	10	10
-----------------------	----	----	----

depsum20

CITY OF HENDERSONVILLE
 FISCAL YEAR 2011-12 BUDGET
 WATER AND SEWER FUND

WASTEWATER TREATMENT PLANT	FY 2010-11 BUDGET	FY 2011-12 MANAGER RECOMMEND	FY 2011-12 COUNCIL APPROVED
607134 512100 SALARIES & WAGES-REG	413,520.00	417,000.00	417,000.00
607134 512200 SALARIES & WAGES-O/T	.00	2,000.00	2,000.00
607134 518100 FICA TAX EXPENSE	30,890.00	31,200.00	31,200.00
607134 518200 RETIREMENT EXPENSE	25,710.00	28,100.00	28,100.00
607134 518300 GROUP MED & LIFE INS	65,620.00	65,620.00	65,620.00
607134 518600 WORKER'S COMP INS	20,700.00	20,700.00	20,700.00
607134 518900 RETIREE INSURANCE	6,270.00	6,300.00	6,300.00
607134 519000 PROFESSIONAL SERVICES	2,000.00	500.00	500.00
607134 521100 JANITORIAL SUPPLIES	.00	.00	.00
607134 521200 UNIFORMS	6,000.00	4,500.00	4,500.00
607134 523000 MEDICAL SUPPLIES	500.00	500.00	500.00
607134 525100 GASOLINE & DIESEL	5,500.00	5,500.00	5,500.00
607134 526000 OFFICE SUPPLIES	900.00	900.00	900.00
607134 526100 LABORATORY SUPPLIES	15,000.00	15,000.00	15,000.00
607134 529000 CHEMICALS	12,000.00	12,000.00	12,000.00
607134 529900 SUPPLIES & MATERIALS	9,000.00	9,000.00	9,000.00
607134 532100 TELEPHONE	4,000.00	3,800.00	3,800.00
607134 532500 POSTAGE	3,500.00	3,000.00	3,000.00
607134 533000 UTILITIES	240,000.00	230,000.00	230,000.00
607134 535100 R & M - BUILDINGS	2,000.00	2,000.00	2,000.00
607134 535200 R & M - EQUIPMENT	80,000.00	80,000.00	80,000.00
607134 535300 R & M - AUTO/TRUCKS	4,000.00	3,500.00	3,500.00

CITY OF HENDERSONVILLE
 FISCAL YEAR 2011-12 BUDGET
 WATER AND SEWER FUND

WASTEWATER TREATMENT PLANT	FY 2010-11 BUDGET	FY 2011-12 MANAGER RECOMMEND	FY 2011-12 COUNCIL APPROVED

607134 537000 ADVERTISING	500.00	500.00	500.00
607134 539400 TRAVEL	2,000.00	1,500.00	1,500.00
607134 539500 TRAINING	3,500.00	3,000.00	3,000.00
607134 545600 LIAB/PROP INS & BONDS	11,500.00	11,500.00	11,500.00
607134 549100 DUES & SUBSCRIPTIONS	11,000.00	11,000.00	11,000.00
607134 549700 PRETREATMENT PROGRAM	8,000.00	8,000.00	8,000.00
607134 554000 CAP OUTLAY-MTR VEHS	.00	25,000.00	25,000.00
607134 556000 CAP OUTLAY-MTRZED EQ	.00	17,000.00	17,000.00
607134 569000 CONTRACTED SERVICES	20,000.00	20,000.00	20,000.00
607134 569100 SLUDGE MANAGEMENT	380,000.00	380,000.00	380,000.00
 TOTAL APPROPRIATION WASTEWATER TREATMENT PLANT	 1,383,610.00	 1,418,620.00	 1,418,620.00

CITY OF HENDERSONVILLE

FY 2011-12 BUDGET

SEWER MAINTENANCE & CONSTRUCTION

APPROPRIATION SUMMARIES

<i>DEPARTMENTAL</i>	<i>FY 2009-10</i>	<i>FY 2010-11</i>	<i>FY 2011-12</i>
PERSONNEL COSTS	\$490,690	\$482,250	\$473,020
OPERATING COSTS	518,500	495,900	444,400
CAPITAL OUTLAY	<u>300,000</u>	<u>318,000</u>	<u>479,150</u>
TOTAL	\$1,309,190	\$1,296,150	\$1,396,570
 BUDGETED POSITIONS	 10	 10	 10

depsum21

CITY OF HENDERSONVILLE
 FISCAL YEAR 2011-12 BUDGET
 WATER AND SEWER FUND

SEWER MAINTENANCE & CONSTRUCTN	FY 2010-11 BUDGET	FY 2011-12 MANAGER RECOMMEND	FY 2011-12 COUNCIL APPROVED
607136 512100 SALARIES & WAGES-REG	330,200.00	325,400.00	325,400.00
607136 512200 SALARIES & WAGES-O/T	25,000.00	20,000.00	20,000.00
607136 518100 FICA TAX EXPENSE	25,100.00	24,500.00	24,500.00
607136 518200 RETIREMENT EXPENSE	20,830.00	22,000.00	22,000.00
607136 518300 GROUP MED & LIFE INS	65,620.00	65,620.00	65,620.00
607136 518600 WORKER'S COMP INS	15,500.00	15,500.00	15,500.00
607136 519000 PROFESSIONAL SERVICES	2,500.00	1,500.00	1,500.00
607136 521200 UNIFORMS	3,500.00	4,000.00	4,000.00
607136 525100 GASOLINE & DIESEL	18,000.00	18,000.00	18,000.00
607136 529900 SUPPLIES & MATERIALS	50,000.00	50,000.00	50,000.00
607136 535200 R & M - EQUIPMENT	20,000.00	18,000.00	18,000.00
607136 535300 R & M - AUTO/TRUCKS	30,000.00	26,000.00	26,000.00
607136 539400 TRAVEL	1,000.00	1,000.00	1,000.00
607136 539500 TRAINING	2,100.00	2,100.00	2,100.00
607136 543900 RENT - EQUIPMENT	1,000.00	1,000.00	1,000.00
607136 545600 LIAB/PROP INS & BONDS	9,800.00	9,800.00	9,800.00
607136 549100 DUES & SUBSCRIPTIONS	3,000.00	3,000.00	3,000.00
607136 553000 CAP OUTLAY-NON DEPREC	.00	11,150.00	11,150.00
607136 554000 CAP OUTLAY-MOTOR VEHS	.00	218,000.00	218,000.00
607136 559600 CAP OUTLAY-I/I UPGRD	100,000.00	100,000.00	100,000.00
607136 559700 CAP OUTLAY-LINE UPGRD	144,000.00	.00	.00
607136 559900 CAP OUTLAY-OTR IMPMTS	74,000.00	150,000.00	150,000.00

CITY OF HENDERSONVILLE
 FISCAL YEAR 2011-12 BUDGET
 WATER AND SEWER FUND

SEWER MAINTENANCE & CONSTRUCTN	FY 2010-11 BUDGET	FY 2011-12 MANAGER RECOMMEND	FY 2011-12 COUNCIL APPROVED
607136 569000 CONTRACTED SERVICES	265,000.00	235,000.00	235,000.00
607136 595600 ISSUES FROM INVENTORY	30,000.00	30,000.00	30,000.00
607136 595800 CUSTOMER PORTION	.00	.00	.00
607136 598500 PAVING CUT REPAIRS	65,000.00	50,000.00	50,000.00
607136 598600 REIMBURSE SEWER DEPT	-5,000.00	-5,000.00	-5,000.00
 TOTAL APPROPRIATION SEWER MAINTENANCE & CONSTRUCTN	 1,296,150.00	 1,396,570.00	 1,396,570.00

CITY OF HENDERSONVILLE

FY 2011-12 BUDGET

W/S -- OTHER APPROPRIATIONS

APPROPRIATION SUMMARIES

<u>OTHER APPROPRIATIONS</u>	<u>FY 2009-10</u>	<u>FY 2010-11</u>	<u>FY 2011-12</u>
NON-DEPARTMENTAL	\$4,794,480	\$2,352,510	\$1,103,030
DEBT SERVICE	2,572,430	2,583,240	2,448,090
CONTINGENCIES	<u>200,000</u>	<u>200,000</u>	<u>200,000</u>
TOTAL	\$7,566,910	\$5,135,750	\$3,751,120

depsum22

CITY OF HENDERSONVILLE
 FISCAL YEAR 2011-12 BUDGET
 WATER AND SEWER FUND

NON-DEPARTMENTAL	FY 2010-11 BUDGET	FY 2011-12 MANAGER RECOMMEND	FY 2011-12 COUNCIL APPROVED
609619 500028 EMPLOYEE ASSISTANCE P	3,000.00	3,000.00	3,000.00
609619 500030 TUITION REIMBURSEMENT	2,500.00	2,500.00	2,500.00
609619 518500 STATE UNEMPLOYMNT INS	5,000.00	5,000.00	5,000.00
609619 518900 RETIREE INSURANCE	5,000.00	5,000.00	5,000.00
609619 560200 OPER TRANS TO CR FUND	550,000.00	550,000.00	550,000.00
609619 560400 CONTR TO WTP PROJECT	1,126,000.00	.00	.00
609619 560465 CONTR TO B/WATER PROJ	188,000.00	.00	.00
609619 560472 CONTR TO RAW W/INTAKE	2,685,420.00	.00	.00
609619 561800 CONTRIBUTION TO OPEB	100,000.00	.00	.00
609619 598030 GOVERNING BODY	27,080.00	27,900.00	27,900.00
609619 598031 ADMIN - CITY HALL	149,500.00	151,560.00	151,560.00
609619 598032 CITY ENGINEER	159,080.00	176,680.00	176,680.00
609619 598033 IT DEPARTMENT	95,350.00	95,940.00	95,940.00
609619 598034 LEGAL DEPARTMENT	85,880.00	85,450.00	85,450.00
TOTAL APPROPRIATION NON-DEPARTMENTAL	5,181,810.00	1,103,030.00	1,103,030.00

CITY OF HENDERSONVILLE
 FISCAL YEAR 2011-12 BUDGET
 WATER AND SEWER FUND

SPECIAL APPROPRIATIONS	FY 2010-11 BUDGET	FY 2011-12 MANAGER RECOMMEND	FY 2011-12 COUNCIL APPROVED

SPECIAL APPROPRIATIONS			
609620 560200 OTHER AGENCIES	.00	.00	.00
TOTAL APPROPRIATION SPECIAL APPROPRIATIONS	.00	.00	.00

CITY OF HENDERSONVILLE
 FISCAL YEAR 2011-12 BUDGET
 WATER AND SEWER FUND

DEBT SERVICE	FY 2010-11 BUDGET	FY 2011-12 MANAGER RECOMMEND	FY 2011-12 COUNCIL APPROVED
609621 571098 PRIN - 1998 REF BONDS	255,000.00	.00	.00
609621 571100 PRIN - SRLF SWR LINES	100,880.00	100,880.00	100,880.00
609621 571200 PRIN - SRLF WWTP PROJ	662,500.00	662,500.00	662,500.00
609621 571300 PRIN - BRIGHTWTR PROJ	32,500.00	173,130.00	173,130.00
609621 571500 PRIN - WTP UPGRADE	919,900.00	956,220.00	956,220.00
609621 572098 INT - 1998 REF BONDS	11,480.00	.00	.00
609621 572100 INT - SRLF SWR LINES	24,250.00	20,760.00	20,760.00
609621 572200 INT - SRLF WWTP PROJ	231,350.00	212,070.00	212,070.00
609621 572300 INT - BRIGHTWTR PROJ	16,120.00	21,500.00	21,500.00
609621 572500 INT - WTP UPGRADE	297,260.00	261,030.00	261,030.00
609621 575200 BANK SERVICE CHARGES	32,000.00	40,000.00	40,000.00
TOTAL APPROPRIATION DEBT SERVICE	2,583,240.00	2,448,090.00	2,448,090.00

CITY OF HENDERSONVILLE
 FISCAL YEAR 2011-12 BUDGET
 WATER AND SEWER FUND

CONTINGENCIES	FY 2010-11 BUDGET	FY 2011-12 MANAGER RECOMMEND	FY 2011-12 COUNCIL APPROVED

CONTINGENCIES			
609910 599100 CONTINGENCIES	200,000.00	200,000.00	200,000.00
TOTAL APPROPRIATION CONTINGENCIES	200,000.00	200,000.00	200,000.00

CITY OF HENDERSONVILLE

FY 2011-12 BUDGET

ENVIRONMENTAL SERVICES FUND

REVENUE SUMMARIES

<u>CATEGORY</u>	<u>FY 2009-10</u>	<u>FY 2010-11</u>	<u>FY 2011-12</u>
RESIDENTIAL	\$535,000	\$672,390	\$672,400
COMMERCIAL	125,000	144,610	144,600
RECYCLING	5,000	5,000	15,000
MISCELLANEOUS INCOME	<u>600</u>	<u>510</u>	<u>1,010</u>
SUBTOTAL	\$665,600	\$822,510	\$833,010
FUND BALANCE APPROPRIATED	224,440	0	(55,730)
PROCEEDS OF DEBT	0	0	500,000
OPERATING TRANSFERS	<u>387,600</u>	<u>249,790</u>	<u>285,270</u>
TOTAL	<u>\$1,277,640</u>	<u>\$1,072,300</u>	<u>\$1,562,550</u>

revsum3

CITY OF HENDERSONVILLE
 FISCAL YEAR 2011-12 BUDGET
 ENVIRONMENTAL SERVICES FUND

	FY 2010-11 BUDGET	FY 2011-12 MANAGER RECOMMEND	FY 2011-12 COUNCIL APPROVED
680014 451500 WASTE DISPSL FEES-RES	672,390.00	672,400.00	672,400.00
680014 451600 WASTE DISPSL FEES-COM	144,610.00	144,600.00	144,600.00
680014 451700 WASTE DISPSL FEES-REC	5,000.00	15,000.00	15,000.00
680070 483100 INTEREST INCOME	10.00	10.00	10.00
680080 443900 MISCELLANEOUS INCOME	500.00	1,000.00	1,000.00
680090 498210 OPER TRANS FR GEN FD	249,790.00	285,270.00	285,270.00
680090 499100 PROCEEDS OF DEBT	.00	500,000.00	500,000.00
680090 499200 FUND BALANCE APPROP	148,000.00	-55,730.00	-55,730.00
TOTAL REVENUE	1,220,300.00	1,562,550.00	1,562,550.00

CITY OF HENDERSONVILLE

FY 2011-12 BUDGET

ENVIRONMENTAL SERVICES FUND

APPROPRIATION SUMMARIES

<i>DEPARTMENTAL</i>	<i>FY 2009-10</i>	<i>FY 2010-11</i>	<i>FY 2011-12</i>
PERSONNEL COSTS	\$438,770	\$435,660	\$502,650
OPERATING COSTS	648,870	636,640	559,900
CAPITAL OUTLAY	<u>190,000</u>	<u>0</u>	<u>500,000</u>
TOTAL	\$1,277,640	\$1,072,300	\$1,562,550
 BUDGETED POSITIONS	 10	 10	 12

depsum23

CITY OF HENDERSONVILLE
 FISCAL YEAR 2011-12 BUDGET
 ENVIRONMENTAL SERVICES FUND

ENVIRONMENTAL SERVICES FUND	FY 2010-11 BUDGET	FY 2011-12 MANAGER RECOMMEND	FY 2011-12 COUNCIL APPROVED
684710 512100 SALARIES & WAGES-REG	288,270.00	347,590.00	347,590.00
684710 512200 SALARIES & WAGES-O/T	18,000.00	18,000.00	18,000.00
684710 518100 FICA TAX EXPENSE	23,460.00	26,600.00	26,600.00
684710 518200 RETIREMENT EXPENSE	19,470.00	23,920.00	23,920.00
684710 518300 GROUP MED & LIFE INS	65,620.00	65,700.00	65,700.00
684710 518600 WORKER'S COMP INS	8,300.00	8,300.00	8,300.00
684710 518900 RETIREE INSURANCE	12,540.00	12,540.00	12,540.00
684710 519000 PROFESSIONAL SERVICES	1,000.00	1,000.00	1,000.00
684710 519100 AUDIT FEES	1,000.00	1,000.00	1,000.00
684710 521200 UNIFORMS	4,500.00	5,500.00	5,500.00
684710 525100 GASOLINE & DIESEL	43,940.00	51,000.00	51,000.00
684710 525200 TIRES	14,000.00	18,000.00	18,000.00
684710 525300 VEHICLE PARTS	20,000.00	26,000.00	26,000.00
684710 525400 OIL, LUBRICATION, ETC	2,000.00	2,500.00	2,500.00
684710 526000 OFFICE SUPPLIES	1,200.00	800.00	800.00
684710 529900 SUPPLIES & MATERIALS	30,000.00	30,000.00	30,000.00
684710 532100 TELEPHONE	1,200.00	1,200.00	1,200.00
684710 532500 POSTAGE	2,000.00	2,000.00	2,000.00
684710 535200 R & M - EQUIPMENT	5,000.00	5,000.00	5,000.00
684710 535300 R & M - AUTO/TRUCKS	14,000.00	19,000.00	19,000.00
684710 545600 LIAB/PROP INS & BONDS	9,800.00	9,300.00	9,300.00
684710 549200 UNCOLLECTIBLE ACCOUNT	5,000.00	5,000.00	5,000.00

CITY OF HENDERSONVILLE
 FISCAL YEAR 2011-12 BUDGET
 ENVIRONMENTAL SERVICES FUND

ENVIRONMENTAL SERVICES FUND	FY 2010-11 BUDGET	FY 2011-12 MANAGER RECOMMEND	FY 2011-12 COUNCIL APPROVED
684710 553000 CAP OUTLAY-NON DEPREC	.00	50,000.00	50,000.00
684710 554000 CAP OUTLAY-MOTOR VEHS	119,000.00	220,000.00	180,000.00
684710 555000 CAP OUTLAY-OTR EQUIP	28,000.00	180,000.00	.00
684710 569000 CONTRACTED SERVICES	218,000.00	35,000.00	35,000.00
684710 569300 TIPPING FEES	255,000.00	225,000.00	225,000.00
684710 598300 REIMB G/F FLEET MAINT	10,000.00	10,000.00	10,000.00
684720 554000 CAPT OUTLAY-MOTOR VEH	.00	.00	220,000.00
684720 598035 DEPT CHGS-STRMWTR-G/F	.00	49,800.00	49,800.00
689621 571000 PRIN - 2012 G/TRUCK	.00	58,440.00	58,440.00
689621 571100 PRIN - 2012 SWEEPER	.00	32,870.00	32,870.00
689621 572000 INT -- 2012 G/TRUCK	.00	13,750.00	13,750.00
689621 572100 INT -- 2012 SWEEPER	.00	7,740.00	7,740.00
 TOTAL APPROPRIATION ENVIRONMENTAL SERVICES FUND	 1,220,300.00	 1,562,550.00	 1,562,550.00

WATER AND SEWER CAPITAL PROJECT FUNDS

These funds account for the accumulation of resources and the subsequent disbursement of such resources in renovating major fixed assets in the in the water and sewerage systems.

CITY OF HENDERSONVILLE
 FISCAL YEAR 2011-12 BUDGET
 RAW WATER INTAKE PROJECT

	FY 2010-11 BUDGET	FY 2011-12 MANAGER RECOMMEND	FY 2011-12 COUNCIL APPROVED
720090 434990 GRANT REVENUE-NCRCDCG	500,000.00	500,000.00	500,000.00
720090 489260 CONTR FROM W&S FUND	1,170,119.00	1,170,119.00	1,170,119.00
TOTAL APPROPRIATION	1,670,119.00	1,670,119.00	1,670,119.00
727124 519400 PROF SERVICES-ENGRING	264,800.00	264,800.00	264,800.00
727124 557000 CAP OUTLAY-LAND & ROW	93,300.00	93,300.00	93,300.00
727124 559900 CAP OUTLAY-OTR IMPMTS	1,214,720.00	1,214,720.00	1,214,720.00
727124 599100 CONTINGENCIES	97,299.00	97,299.00	97,299.00
TOTAL APPROPRIATION	1,670,119.00	1,670,119.00	1,670,119.00

CITY OF HENDERSONVILLE
 FISCAL YEAR 2011-12 BUDGET
 WOLF PEN CREEK SEWER OUTFALL

	FY 2010-11 BUDGET	FY 2011-12 MANAGER RECOMMEND	FY 2011-12 COUNCIL APPROVED
730090 499100 NO INTEREST LOAN-DENR	1,262,500.00	1,500,000.00	1,500,000.00
730090 499101 DEBT FORGIVENESS-DENR	1,262,500.00	1,500,000.00	1,500,000.00
TOTAL APPROPRIATION	2,525,000.00	3,000,000.00	3,000,000.00
737136 519400 PROF SERVICES-ENGRING	.00	53,000.00	53,000.00
737136 557000 CAP OUTLAY-LAND & ROW	75,000.00	75,000.00	75,000.00
737136 559900 CAP OUTLAY-OTR IMPMTS	2,450,000.00	2,872,000.00	2,872,000.00
TOTAL APPROPRIATION	2,525,000.00	3,000,000.00	3,000,000.00

05/18/2011
15:25:10

CITY OF HENDERSONVILLE
FISCAL YEAR 2011-12 BUDGET
JACKSON PARK SEWER PROJECT

	FY 2010-11 BUDGET	FY 2011-12 MANAGER RECOMMEND	FY 2011-12 COUNCIL APPROVED
740090 489260 TRANSFER FR W&S FUND	.00	150,000.00	150,000.00
740090 499100 PROCEEDS OF DEBT	.00	4,000,000.00	4,000,000.00
TOTAL APPROPRIATION	.00	4,150,000.00	4,150,000.00
747136 519200 PROF SERVICES-LEGAL	.00	35,000.00	35,000.00
747136 519400 PROF SERVICES-ENGRING	.00	390,000.00	390,000.00
747136 557000 CAPITAL OUTLAY-LAND &	.00	150,000.00	150,000.00
747136 559900 CAP OUTLAY-OTHER IMPR	.00	3,250,000.00	3,250,000.00
747136 599100 CONTINGENCIES	.00	325,000.00	325,000.00
TOTAL APPROPRIATION	.00	4,150,000.00	4,150,000.00

CITY OF HENDERSONVILLE FEE SCHEDULE

2011 - 2012

(effective 07-01-11)

DESCRIPTION	COST/CHARGE/FEE
ADMINISTRATION	
Application for Certificate of Public Convenience & Necessity (taxicab)	\$60.00
CDs	\$1.00
Copy Charges (per page)	
Black	\$0.15
Color	\$0.25
Special Event Vendors: (per day)	
Food Vendors	\$30.00
Non-Food Vendors	\$15.00
ENGINEERING DEPARTMENT	
Stormwater Permit Fee	\$500.00
PLANNING DEPARTMENT	
Subdivision Ordinance (per page)	\$0.15
Comprehensive Plan (per page)	
Black	\$0.15
Color	\$0.25
Zoning Ordinance (per page)	\$0.15
Zoning Map	\$5.00
*Annexation, Voluntary (contiguous or satellite)	\$17.00
Zoning Ordinance Text Amendments	\$175.00
*Zoning Ordinance Map Amendment (Legislative Rezoning)	
*Commercial or Industrial	\$275.00
*Residential < 3 acres	\$175.00
*Residential > 3 acres	\$225.00
Subdivision Plats	\$20/lot
*Street Closing Petition (\$1000 deposit)	Actual Cost
*Site Plan Reviews & Amendments	
Commercial, Industrial or Institutional	
*5,000 - 10,000 square feet in floor area	\$300.00
*10,000 - 50,000 square feet in floor area	\$450.00
Minor Planned Residential Developments	
*3 - 10 dwellings	\$300.00
*11 - 50 dwellings	\$450.00
*Special Use Reviews & Amendments	\$100/acre (\$500 minimum)
Telecommunications Towers	
Basic Permit (C-3, I-1)	\$450.00
Special Use Permit	\$2500.00 ¹
POLICE DEPARTMENT	
Fingerprinting	\$10.00
Parking Fees, Fines & Penalties	
Monthly parking space fee	\$20.00
Monthly parking space fee in the metropolitan service business district	\$30.00
Construction parking permit (per day)	\$5.00
Parking Meter (per 1/2 hour)	\$0.25
Overtime/Expired meter	\$10.00
Subsequent Overtime	\$20.00
Loading Zone/15 minute parking	\$10.00
Crosswalk	\$10.00
Handicapped	\$250.00
Fire Lane	\$100.00
Fire Hydrant	\$100.00
Penalty after 15 days	\$15.00
Penalty after 30 days additional	\$25.00

¹Applicable only to applications required to meet the additional standards contained in Section 16-4-23.4. Fees for towers proposed for siting in PCD or PID district are included in the fee for special use review.

FINANCE/TAX DEPARTMENT PRIVILEGE LICENSES

Business License Fees must be paid before beginning operation of all types of businesses located within the City limits of Hendersonville, except for those businesses that have been exempted by Federal, State, or local authority. Those businesses located outside the City that are doing business with the City limits are also required to obtain a Business License.

Listed below are three Fee Schedules "A", "B", and "C". Please review each section for the fees that may apply to your business activities. Note: Some businesses with various types of activities may be required to pay a fee under more than one section of this Business License Fee Schedule.

Schedule "A": Business License Fees Based on Gross Sales/Receipts/Income

New Businesses: Estimate gross receipts from your start date until June 30, and apply the estimated amount to the tables below. **Exclude any income from business activities taxed under fees in Schedule "B".**

Renewals: List the exact gross receipts as reported on your most recently completed tax return and apply the amount to the tables below. **Exclude any income from business activities taxed under fees in Schedule "B".** **The license year runs from July 1 to June 30 except beer & wine which run from May 1 to April 30.

Nature of Business

Gross Receipts

Any Retail, Wholesale, Manufacturing and/or Service businesses, trades or professions intended for profit or financial gain.

Service Establishment (Service Establishments include, but are not limited to the following types of business activities.)

Advertising Agencies	Ambulance Service	Armored Car
Bars	Cleaning	Catering
Child Care Service	Delivery Service	Consulting Service
Courier Service	Lounge	Equipment Rental
Landscaping	Modeling Agency	Mail Order Service
Miscellaneous	Nightclubs	Monuments
Mortgage Company	Printing Service	Painting
Parking Lot	Rental Agency	Property Management
Public Relations Firm	Security Guard Service	Repair Service (non-automotive)
School of Instruction	Stockbroker	Sign Installation
Software Development	Telegraph Service	Storage Service
Tattoo/Body Piercing	Transfer/Warehouses	Temporary Employment
Trades		Vehicle Leasing/Rental

Fee Table for Schedule "A"

Gross Sales/Receipts/Income	License Tax
\$0.00 - \$250,000.00	\$35
\$250,000.00 - \$500,000.00	\$70

For Receipts over \$500,000 use formula below(see example)

\$70 for 1st \$500,000 + \$.60 per additional \$1000

If your Schedule "A" Gross Receipts are GREATER THAN \$500,000 follow the example below. Otherwise, use the table above.

1. Gross Receipts	\$579,830.00
2. Round up to next thousand	\$580,000.00
3. Subtract 1st \$500,000	- 500,000.00
	80,000.00
4. Divide by 1,000	\$80.00
5. Multiply by .60	x .60
Subtotal	\$48.00
Add \$70 flat fee for first \$500,000	\$70.00
TOTAL AMOUNT	\$118.00

A privilege license fee computed on basis of gross receipts, "gross receipts" means the amount reported as gross receipts on a businesses state income tax return or on the federal income tax return filed the previous year.

Schedule "B" - Business License Fees Limited Under State General Statutes & City Ordinances

Listed below are categories of business activities governed & defined within Schedule B, Business License Taxes of the North Carolina Revenue Laws (NC), or specifically taxed under Hendersonville City Ordinances. Businesses conducting these activities are taxed under this schedule in addition to Schedule A if applicable. Each activity is taxed separately under this law.

Advertising-Outdoor (NC)	\$35.00
Amusements(riding devices, pinball, etc) (NC)	\$25.00
Amusements (Admission Is Charged) (NC)	\$25.00
Automatic Sprinkler Installation (NC)	\$100.00
Automobile Dealership	\$25.00
Automotive Equipment (Retail) (NC)	\$12.50
Automotive Equipment (Wholesale) (NC)	\$37.50
Barber/Beauty Shop (per operator) (NC)	\$2.50
Bicycles-Sales/Accessories (NC)	\$25.00
Bowling Alley - per alley (NC)	\$10.00
Café, Cafeteria, Restaurant - 0-4 seats	\$25.00
Café, Cafeteria, Restaurant > 5 seats	\$42.50
Chain/Branch Store (starts with 2nd location) (NC)	\$50.00
Check Cashing Business (NC)	\$100.00
Collection Agency (NC)	\$50.00
Construction Contractor-if State Licensed	\$10.00
Construction Contractor (not licensed) see A	
Dry Cleaners/Laundries - Inside (NC)	\$50.00
Electrical Contractor (NC)	\$50.00
Electronic Video Game (per machine) (NC)	\$5.00
Elevator Installation (NC)	\$100.00
Employment Agency (NC)	\$100.00
Fire Arms Dealer--federal License required (NC)	\$50.00
Fortune Tellers/Palmists (NC)	\$2,600.00
Garage - Car Repair (NC)	\$12.50
Heating/Mechanical Contractor (NC)	\$50.00
Hotel/Motel - per room (\$25 minimum) (NC)	\$1.00
Ice Cream - Retail Sales (NC)	\$2.50
Itinerant Merchants - 6 months (NC)	\$100.00
Knives, Daggers, Slingshots, etc (NC)	\$200.00
Laundries & Linen Supply (NC)	\$50.00
Loan Agency or Loan Broker (NC)	\$100.00
Manicurist (per operator)	\$2.50
Motorcycle Dealers	\$12.50
Movie Theaters - per screen (NC)	\$200.00
Movie Video/Rental/Retail (NC)	\$25.00
Music Machines - per machine (NC)	\$5.00
Musical Merchandise Retail/Repair (NC)	\$5.00
Pawnbroker	\$275.00
Plumbing Contractor (NC)	\$50.00
Pool Tables - each business location (NC)	\$25.00
Precious Metal Managers	\$10.00
Precious Metal (Each Employee)	\$3.00
Radios/Records/TV:Retail/Repair (NC)	\$5.00
Service Station/Garage/Fuel (NC)	\$12.50
Sundries (soft drinks, tobacco, etc.)	\$4.00
Tobacco Warehouse (NC)	\$50.00
Tourist Home - per room (min. \$25) (NC)	\$1.00
Trailer Camps (NC)	\$12.50
Undertakers	\$50.00
Beer On Premises	\$15.00
Beer Off Premises	\$5.00
Wine On Premises	\$15.00
Wine Off Premises	\$10.00
Wholesale Dealers Beer Only	\$37.50
Wholesale Dealers Wine Only	\$37.50
Wholesale Beer & Wine	\$62.50

Schedule "C" - Business License Fees Based on City Ordinance	
Business category in this schedule is specifically taxed. Any business conducting these activities are taxed under	
Electronic Gaming Operations (formerly Internet Access Providers)	\$2,600 up to 5 machines; an additional \$500 per machine for more than 5
Carnival	\$100.00/week + \$5.00 per device
Taxicabs	\$15.00/Per Cab

The following business activities are exempt from the City Business License Fee

Accountants	Embalmers/Morticians	Osteopaths
Alarm Dealer/Monitoring	Engineers	Pest Control Applicators
Appliance Retail	Healers	Pharmacist
Appliance Rental	Home Inspectors	Photographers
Architects	Insurance Agents	Physician/Surgeons
Attorneys	Insurance Company	Private Detectives
Auctioners	Land Surveyors	Railway Companies
Bail Bondsmen	Landscape Architects	Real Estate Agents
Banks	Massage Therapist	Real Estate Appraisers
Breweries	Motor Fuels/Distributor/Wholesale	Savings & Loan Assoc.
Bus Companies	Non Profit/Charitable	Telephone Companies
Chiropodists	Oculists	Trucking Companies
Chiropractors	Office Equipment/Retail/Rental	Users of Newsprint
Computer Hardware	Opticians	Veterinarians
Computer Hardware Retail/Rental	Optometrists	Wineries

DESCRIPTION	COST/CHARGE/FEE
PUBLIC WORKS	
Whitmire Activity Building Rental - (Security deposit required to equal rental fee)	
Not-for-profit rentals (dinners, weddings, meetings, etc.)	
Daily Charge (10:00 a.m. - 4:00 p.m.)	\$100.00
Daily Charge (5:00 p.m. - 10:00 p.m.)	\$100.00
For All Day Rental (10:00 a.m. - 10:00 p.m.)	\$200.00
Profit making rentals (charge at door and/or items for sale)	
Daily Charge (10:00 a.m. - 4:00 p.m.)	\$200.00
Daily Charge (5:00 p.m. - 10:00 p.m.)	\$200.00
For All Day Rental (10:00 a.m. - 10:00 p.m.)	\$400.00
Boyd Park Mini-Golf	
Adults	\$3.00
Children	\$2.00
Oakdale Cemetery Lots (per grave space)	
City Resident	\$500.00
Out of City Resident	\$1,000.00
Park Usage	
Berkeley Park - Large Pavillion (May through September)	\$50/half day
Berkeley Park - Field Usage for Organized Groups (per player per season)	\$10.00
Patton Park - Small Pavillion	\$25/half day
Patton Park - Large Pavillion (May through September)	\$50/half day
Patton Park - Field Usage for Organized Groups (per player per season)	\$10.00
Patton Pool	
Lap Swim	\$4.00
Daily Admittance Fee (adults)	\$5.00
Daily Admittance Fee (children) (3yrs or younger will be free with adult)	\$4.00
Daily Admittance Fee (non-swimmer)	\$2.00
Season Pass - Family - City Resident	\$150.00
Season Pass - Family - Non City Resident	\$300.00
Season Pass - Individual Adult - City Resident	\$75.00
Season Pass - Individual Adult - Non City Resident	\$150.00
Season Pass - Individual Senior - City Resident	\$60.00
Season Pass - Individual Senior - Non City Resident	\$120.00
Season Pass - Individual Youth - City Resident	\$60.00
Season Pass - Individual Youth - Non City Resident	\$120.00
Punch Pass - Adult - City Resident (15 admissions)	\$30.00
Punch Pass - Adult - Non City Resident (15 admissions)	\$50.00
Punch Pass - Youth - City Resident (15 admissions)	\$25.00
Punch Pass - Youth - Non City Resident (15 admissions)	\$45.00
Miscellaneous	
Backhoe (per hour)	\$80.00
Building Maintenance Fees (per hour)	\$45.00
Bush Hogs/Tractor Mowing (per hour)	\$80.00
Fleet Maintenance Fees (per hour)	\$45.00
Gas Utility Cuts (per 5' X 5' cut)	\$300.00
Water/Flusher Truck (per load)	\$100.00
Water/Sewer Utility Cuts	\$300.00
Weed Eater/Hedge Trimmer (per hour)	\$40.00
Electrical Usage for Special Events - Connection Fee	\$45.00
Electrical Usage for Special Events - Cost per Amp	\$4.00
Encroachment Permit Fee	\$10.00
Sanitation Division	
Special Loads (tipping fee added to special fee)	\$150.00
Solid Waste	
Residential - 96-gal container (non recycler)	\$17.00
Residential - 96-gal container (actively recycles)	\$12.50
Residential - 32-gal container (non recycler)	\$15.00
Residential - 32-gal container (actively recycles)	\$10.50
Commercial - Business refuse pickup per can (96-gal containers only)	\$28.75
Commercial - Container Lease per can (one time fee)	\$65.00
Operation Center Room Rental Rates	
Large Assembly Room (8 a.m. - 5 p.m.)	\$50.00
Large Assembly Room (5 p.m. - 10 p.m.)	\$25.00
Small Assembly Room (8 a.m. - 5 p.m.)	\$10.00
Small Assembly Room (5 p.m. - 10 p.m.)	\$5.00
Railroad Depot Room	Free

DESCRIPTION	WATER AND SEWER DEPARTMENT		COST/CHARGE/FEE
Equipment Usage (hourly rates)			
Rubber-Tired Backhoe			\$80.00
Mini-Excavator			\$40.00
Vac Truck			\$75.00
Dump Truck (single-axle)			\$30.00
Pick-Up Truck			\$25.00
Harben			\$30.00
Camera Truck			\$65.00
Boring Machine			\$20.00
Lateral Camera			\$15.00
Air Compressor			\$15.00
Air Hammer/Pusher			\$20.00
Soil Tamp			\$20.00
Water Fee Schedule			
Taps & Connections			
Water Availability and Meter Application Fee			\$25.00
Water Tap, 5/8"			\$775.00
Water Taps > 5/8"			Cost plus 10%
Water - Stub Out			\$375.00
**System Development Charges (SDC)			
Meter Size, Inches	Meter Equivalent		Cost
5/8"	1		\$800.00
1"	3		\$2,400.00
1-1/2"	5		\$4,000.00
2"	7		\$5,600.00
3"	10		\$8,000.00
4"	16		\$12,800.00
6"	40		\$32,000.00
8"	70		\$56,000.00
10"	100		\$80,000.00
Meters			
Turn On/Set Meter During Business Hours			\$35.00
Turn On/Set Meter After Business Hours			\$85.00
Test Meter, at customer's request (<1-in.); if meter faulty - No Charge			\$40.00
Test Meter, at customer's request (>1-in.); if meter faulty - No Charge			\$45 + cost
Test Line Pressure, at customer's request			\$45.00
Engineering Review Fees			
Line Extensions			\$300.00
Pump Stations			\$75.00
Storage Tanks			\$75.00
Miscellaneous Fees			
Reconnection for Non-Payment - During Business Hours			\$35.00
Reconnection for Non-Payment - After Business Hours			\$85.00
Reconnection of Service at Main		Actual Cost	
Replace Removed Meter due to additional usage after non-payment cut-off			
During Business Hours			\$60.00
After Business Hours			\$85.00
Premise Visit			\$35.00
Fire Hydrant Installation		Actual Cost	
Certified Fire Hydrant Flow Test			\$200.00
Concrete Core Drill, Cost/Inch of Diameter			\$100.00
Returned Check Fee		Max Allowed By Law	
Chemical Analysis of Water		Cost plus 10%	
**System development charge calculated using AWWA meter equivalent, all meters related to 3/4" x 5/8" meter.			

DESCRIPTION	COST/CHARGE/FEE
Water Rate Schedule	
Inside City Limits	
Residential	
Base Charge per Account	\$5.62 per month
Account Deposit (Refundable)	
0 - 40,000 gallons	\$2.55 per 1000 gallons
> 40,000 gallons	\$2.81 per 1000 gallons
Commercial/Industrial	
Base Charge per Account	\$5.62 per month
Account Deposit (Refundable)	
0 - 40,000 gallons	\$2.55 per 1000 gallons
40,000 - 200,000 gallons	\$1.93 per 1000 gallons
> 200,000 gallons	\$1.81 per 1000 gallons
Irrigation	
Base Charge per Account	\$6.08 per month
Account Deposit (Refundable)	
0 - 40,000 gallons	\$2.81 per 1000 gallons
> 40,000 gallons	\$3.09 per 1000 gallons
Outside City Limits	
Residential	
Base Charge per Account	\$8.38 per month
Account Deposit (Refundable)	
0 - 40,000 gallons	\$4.08 per 1000 gallons
> 40,000 gallons	\$4.49 per 1000 gallons
Commercial/Industrial	
Base Charge per Account	\$8.38 per month
Account Deposit (Refundable)	
0 - 40,000 gallons	\$4.08 per 1000 gallons
40,000 - 200,000 gallons	\$3.04 per 1000 gallons
> 200,000 gallons	\$2.88 per 1000 gallons
Municipal	
Base Charge per Account	\$8.38 per month
Account Deposit (Refundable)	
All Usage	\$2.65 per 1000 gallons
Irrigation	
Base Charge per Account	\$9.12 per month
Account Deposit (Refundable)	
0 - 40,000 gallons	\$4.49 per 1000 gallons
> 40,000 gallons	\$4.94 per 1000 gallons
Bulk Water Sales	
Base Charge per Account	\$9.12 per month
Account Deposit (Refundable)	
0 - 40,000 gallons	\$4.49 per 1000 gallons
> 40,000 gallons	\$4.94 per 1000 gallons

Water Conservation Incentives Program Rebate Schedule	
Clothes Washer (\$75 min; \$150 max) - Limit one per account	15% of purchase price
Weather-Based Irrigation System Controller - Limit one per account	*50% of purchase price or \$200
High-Efficiency Toilet (\$25 min; \$100 max) - Limit 2 per residential account	15% of purchase price
<i>Limited number of rebates offered annually.</i>	

*Whichever is less.

DESCRIPTION		COST/CHARGE/FEE
Sewer Fee Schedule		
Taps and Connections		
Sewer Taps, 4" gravity sewer tap		\$1,000.00
Fee per 6" gravity sewer tap		\$1,000.00
Fee per 8" gravity sewer tap		\$1,500.00
**System Development Charges (SDC)		
Meter Size, inches	Meter Equivalent	Cost
5/8"	1	\$1,375.00
1"	3	\$4,125.00
1-1/2"	5	\$6,875.00
2"	7	\$9,625.00
3"	10	\$13,750.00
4"	16	\$22,000.00
6"	40	\$55,000.00
8"	70	\$96,250.00
10"	100	\$137,500.00
**System Development Charges calculated using AWWA meter equivalent, all meters related to 3/4" X 5/8" meter.		
Surcharges		
BOD (biochemical oxygen demand), per lb. in excess of 250-mg/l		\$0.25
TSR (total suspended residue), per lb. in excess of 250-mg/l		\$0.15
Ammonia nitrogen, per lb. in excess of 30-mg/l		\$1.50
Engineering Review Fees		
Line Extensions		\$300.00
Pump Stations		\$75.00
Miscellaneous Fees		
Premise Visit		\$35.00
Septic Tank Waste Disposal, per 1000-gallons		\$55.00
Septic Tank Waste Disposal Permit		\$50.00
Pretreatment Program		Cost of Program Per SIU
Nondischarge Permit Fee		\$250.00
Food Services Sewer Connection Application Fee		\$50.00
Sewer Rate Schedule		
Retail - Inside		
Base Charge per Account		\$6.28 per month
All Usage		\$4.12 per 1000-gallons
Retail - Outside		
Base Charge per Account		\$9.45 per month
All Usage		\$6.60 per 1000-gallons
Municipal		
Base Charge per Account		\$9.45 per month
All Usage		\$6.28 per 1000-gallons
Note: These sewer rates are not applicable to the Cane Creek Sanitary Sewer District		
ZONING DEPARTMENT		
Administrative Review		No Charge
Conditional Use		\$200.00
Floodplain Development Permit		\$300.00
Non-Conforming Use		\$100.00
Temporary Use Permit		\$60.00
Varaince		\$75.00
Zoning Map		\$5.00
Zoning Permit		\$50.00
Demolition Admin Fee		\$100.00
Sign Permits (based on cost of sign)		
Minimum		\$40.00
\$1,000		\$45.00
\$2,000		\$50.00
\$3,000		\$55.00
\$4,000		\$60.00
\$5,000		\$65.00
\$6,000		\$70.00
\$7,000		\$75.00
\$8,000		\$80.00
\$9,000		\$85.00
\$10,000		\$90.00
Over \$10,000		\$40.00 per \$1000 over \$10,000