

CITY OF HENDERSONVILLE



BUDGET

FISCAL YEAR 2009-10

BUDGET ORDINANCE

AN ORDINANCE MAKING APPROPRIATIONS FOR CERTAIN EXPENSES, CAPITAL IMPROVEMENTS AND INDEBTEDNESS OF THE CITY OF HENDERSONVILLE, NORTH CAROLINA FOR THE YEAR BEGINNING JULY 1, 2009 AND ENDING JUNE 30, 2010

WHEREAS, the City of Hendersonville is coming to the conclusion of its fiscal year and will enter into a new fiscal year on July 1, 2009; and

WHEREAS, it is necessary and required that prior to entering into a new fiscal year a budget must be passed and adopted for the operation of the city government; and

WHEREAS, a public hearing and a work session have been held wherein the public has been notified and invited to be present.

THEREFORE, BE IT ORDAINED BY THE PEOPLE OF THE CITY OF HENDERSONVILLE, NORTH CAROLINA:

SECTION 1: The following amounts are hereby appropriated for the operating budget for the City of Hendersonville and its activities for the fiscal year beginning July 1, 2009, and ending June 30, 2010, in accordance with the chart of accounts heretofore established for this City:

General Fund	\$12,278,700
Downtown Tax District	354,500
Seventh Avenue District	63,500
Capital Reserve Fund	11,000
Water/Sewer Fund	17,575,950
Solid Waste Fund	1,277,640
TOTAL APPROPRIATIONS	\$31,561,290
Less: Interfund Transfers	<u>2,599,750</u>
TOTAL NET APPROPRIATIONS	<u>\$28,961,540</u>

SECTION 2: That the attached detailed budget document be, and the same reflects the estimated revenues, revenue contributions, and budget appropriations of the City of Hendersonville, North Carolina, for the period beginning July 1, 2009, and ending June 30, 2010. A copy of said document will be available for inspection in the Office of the City Clerk.

SECTION 3. That the City Clerk has published notice of this public hearing and a summary of the proposed budget in a newspaper of local circulation.

SECTION 4. That no appropriations for salaries shall be changed, nor appropriations transferred between departments or divisions, unless authorized by the Council. Appropriations within a department, other than salaries, may be transferred therein by the City Manager or his designee for the purpose of equalizations when necessary. Amounts up to \$1,000 between departments, including contingency appropriations, may be transferred within the same fund. An official report of all intra-fund transfers shall be made at the next regular meeting of the Governing Board.

SECTION 5: There is hereby levied a tax at the rate of thirty-eight cents (\$.38) per one hundred dollars valuation of property as listed for taxes as of January 1, 2009. This rate is based on an estimated total valuation of property for the purpose of taxation of \$1,734,230,000 and estimated collection rate of 98%.

Also levied is a tax rate of twenty-five cents (\$.25) per one hundred dollars (\$100) valuation of property as listed for taxes as of January 1, 2009, for a special service district established for the purpose of a Downtown Revitalization Project. This rate is based on an estimated total valuation of property for the purpose of taxation of \$95,270,000 and an estimated collection rate of 95%.

A tax rate is also levied of eight cents (\$.08) per one hundred dollars (\$100) valuation of property as listed for taxes as of January 1, 2009, for the Seventh Avenue Municipal Service District formed upon a petition of some of the property owners, established for the purpose of landscaping improvements as well as some activities of the Historic Seventh Avenue District (HSAD). The rate is based on an estimated total valuation of property for the purpose of taxation of \$10,895,100 and an estimated collection rate of 94%.

There is hereby adopted a capital project ordinance budget for construction of the City of Hendersonville Wolfpen Creek Sewer Outfall as follows:

No Interest Loan - DENR	1,262,500
Debt Forgiveness Loan - DENR	<u>1,262,500</u>
	\$2,525,000
Capital Outlay - Land & R-O-W	75,000
Capital Outlay - Other Improvements	<u>2,450,000</u>
	\$2,525,000

There is hereby further adopted an official Fee Schedule listing specific fees, business licenses, and utility rates charged by the City of Hendersonville for:

- a) the use of City facilities and equipment for the purposes of making them available to public
- b) specific utility rates the proceeds of which are for the maintenance and expansion of its water and sewer system
- c) the administration of a system of business licenses taxation to generate revenue for the General Fund under the authority of North Carolina General Statutes (NCGS) §160A-211,
- d) the reproduction of public records and other miscellaneous services to cover the actual cost of producing these documents and information under the provision of NCGS §132-6.2.

The Fee Schedule is incorporated by reference and placed on file in the Office of the City Clerk.


SECTION 6: That copies of this Budget Ordinance shall be furnished to the City Clerk, City Manager and Finance Officer to be kept on file by them for their direction in the disbursement of funds.

SECTION 7: This ordinance shall become effective on and after July 1, 2009.


SECTION 8: That all ordinances and parts of ordinances in conflict herewith be and the same hereby repealed.

Passed and adopted at the regular meeting of the City Council of the City of Hendersonville, North Carolina, held this 4th day of June, 2009.

ATTEST:




Greg Newman, Mayor, City of Hendersonville




Tammie K. Drake, CMC, City Clerk

Approved as to form:



Samuel H. Fritschner, City Attorney



CITY OF HENDERSONVILLE

FISCAL YEAR 2009-10 BUDGET

TABLE OF CONTENTS

	PAGE NUMBER
EXECUTIVE SUMMARY	
Executive Summary.....	A
Total City Revenue	I
Total City Appropriations.....	II
Position Changes by Fund.....	III
Total Salaries and Benefits.....	V
Assessed Property Values.....	VI
REVENUES AND APPROPRIATIONS BY FUND	
<i>GENERAL FUND</i>	
General Fund Revenue Summaries.....	1
General Fund Revenues.....	2
General Fund Appropriation Summaries.....	6
General Fund Appropriations:	
Governing Body.....	7
Administration.....	9
Finance.....	12
City Engineer.....	15
Information Technology	17
Legal	19
Public Works.....	20
Police.....	33
Fire.....	36
Zoning.....	39
Planning.....	41
Other Appropriations Summaries.....	43
Non-Departmental.....	44
Special Appropriations.....	45
Debt Service.....	46
Contingencies	47

CITY OF HENDERSONVILLE
FISCAL YEAR 2009-10 BUDGET

TABLE OF CONTENTS

	PAGE NUMBER
 <i>DOWNTOWN TAX DISTRICT</i>	
Downtown Tax District Revenue Summaries.....	48
Downtown Tax District Revenues.....	49
Downtown Tax District Appropriation Summaries.....	50
Downtown Tax District Appropriations.....	51
 <i>SEVENTH AVENUE DISTRICT</i>	
Seventh Avenue District Revenue Summaries.....	52
Seventh Avenue District Revenues.....	53
Seventh Avenue District Appropriation Summaries.....	54
Seventh Avenue District Appropriations.....	55
 <i>CAPITAL RESERVE FUND</i>	
Capital Reserve Fund Revenue Summaries.....	56
Capital Reserve Fund Appropriation Summaries.....	57
Capital Reserve Fund Appropriations.....	58
 WATER AND SEWER FUND	
Water and Sewer Fund Revenue Summaries.....	59
Water and Sewer Fund Revenues.....	60
Water and Sewer Fund Appropriation Summaries.....	62
Water and Sewer Fund Appropriations:	
Administration.....	63
Finance.....	66

CITY OF HENDERSONVILLE

FISCAL YEAR 2009-10 BUDGET

TABLE OF CONTENTS

	PAGE NUMBER
Water and Sewer Fund Appropriations(continued):	
Facilities Maintenance.....	68
Water Treatment Plant.....	71
Shop Operations.....	74
Water Maintenance & Construction.....	77
Waste Water Treatment Plant.....	80
Sewer Maintenance & Construction.....	83
Other Appropriation Summaries.....	86
Other Appropriations.....	89
 SOLID WASTE FUND	
Solid Waste Fund Revenue Summaries.....	91
Solid Waste Fund Revenues.....	92
Solid Waste Fund Appropriation Summaries.....	93
Solid Waste Fund Appropriations.....	94
 WATER FUND CAPITAL PROJECTS	
Water Treatment Plant Project	96
Raw Water Intake Project	97
Wolfpen Creek Sewer Outfall	98
 APPENDICES	
Fee Schedule.....	99

CITY COUNCIL:

GREG NEWMAN
Mayor
BARBARA VOLK
Mayor Pro-Tem
WILLIAM O'CAIN
JEFF COLLIS
STEVE CARAKER

CITY OF HENDERSONVILLE

"The City of Four Seasons"

OFFICE OF THE CITY MANAGER
W. Bowman Ferguson

OFFICERS:

W. BOWMAN FERGUSON
City Manager
SAMUEL H. FRITSCHNER
City Attorney
TAMMIE K. DRAKE
City Clerk

May 13, 2009

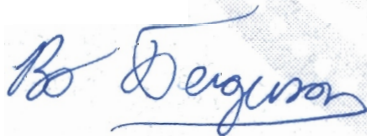
Honorable Mayor and City Council
City of Hendersonville, North Carolina

It is a privilege to submit to you the proposed budget for the City of Hendersonville for FY09-10, which begins July 1, 2009. This budget reflects our times, and to that end, I am proud of our efforts to control costs in light of our nation's ongoing economic crisis. That being said, our community has important goals for the future, and I regret that this budget will not make progress on a few of the important initiatives set out by the Council.

Due to a lack of resources, this budget is focused on protecting and securing our core services without requesting a tax increase from our citizens. All departments and external agencies funded by the budget have been asked to participate in the cost-cutting for next year. Operating and capital budgets were scrutinized to determine where purchases could be delayed or programs could be pared back.

I look forward to leading the organization in the coming year as we continue to serve the citizens of Hendersonville in uncertain economic times. Along with you, I look forward to future budgets where we may be able to make more progress on key initiatives of the City to maintain and enhance the quality of life of all of Hendersonville's citizens.

Respectfully submitted,



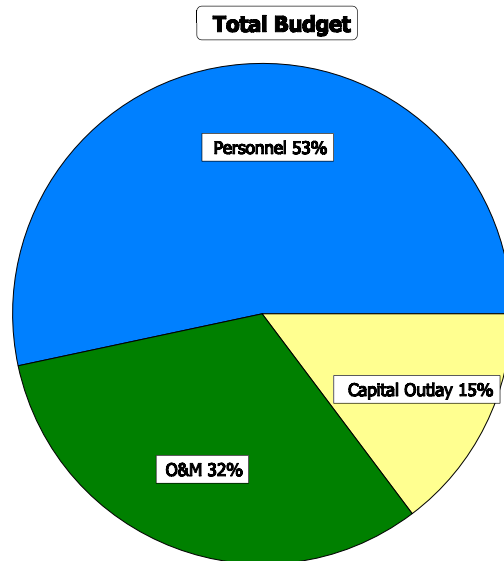
W. Bowman Ferguson
City Manager

EXECUTIVE SUMMARY

This Executive Summary is a description of the proposed budget for **Fiscal Year 2009-2010** as compared with the originally adopted *Fiscal Year 2008-2009* budget. Fund accounting is used to account for similar operations that may contain related expenditures and revenues required to be segregated by either law or good management practices. The proposed budget for all operating funds can be summarized in the following table.

Fund	FY 08-09	FY 09-10	↓↑%
General	\$ 12,362,390	\$ 12,278,700	-1%
Downtown District	\$ 450,500	\$ 354,500	-21%
Seventh Avenue	\$ 104,000	\$ 63,500	-39%
Capital Reserve	\$ 100,000	\$ 11,000	-89%
Water/Sewer	\$ 23,044,652	\$ 17,575,950	-24%
Solid Waste	\$ 1,092,410	\$ 1,277,640	17%
Total Budget	\$ 37,153,952	\$ 31,561,290	-15%
Less Interfund Transfers	\$ 2,904,970	\$ 2,599,750	-12%
Total Net Appropriation	\$ 34,248,982	\$ 28,961,540	-18%

This chart indicates the breakdown among the three components of the budget: personnel costs, operating expenses and capital outlay.



Within each subheading a particular fund will be discussed in terms of its revenues and broken down into three expenditure components: personnel costs, operation and maintenance expense and capital outlay.

The total budget expenditures will decrease 15% from the current fiscal year.

Personnel related expenses make up the largest single component of total budget at 53%. No cost of living adjustment (COLA) is included in this year's budget due to the effect the economy has had on the City's revenue. The City Manager will re-evaluate this decision at the end of the calendar year to see if the economic situation has improved.

The salary administration plan also includes funds whereby 80% of all employees are eligible for a 1.25% merit increase along with longevity pay for those employees with qualifying years of service. The merit was reduced from 2.5% for basically the same reason as the COLA. This will stay at the same level for the entire fiscal year and be distributed as a one time increase as opposed to an adjustment to the salary plan.

A paralegal position will be added in the Legal Department. This position will be utilized in two funds: (1) General Fund - 33% and (2) Water & Sewer Fund -67%. The individual in this position will be responsible for title searches and right-of-way acquisitions. We are able to hold our health insurance rate increase to 15.9%. The impact of salaries and benefits on the City's budget can be found on page V.

Operating expenditures account for 32% of the total City budget. Operational expenses are fuel, supplies, repair and maintenance of building and grounds, travel expenses, training costs, dues and subscriptions, vehicle repairs, telephone expenses, insurance premiums (such as property and casualty, workers' compensation, liability). Generally speaking this classification of expenses will include everything but personnel and capital outlay. We budgeted a small increase of about 10% in workers' compensation and casualty insurance premiums. The most notable change is the anticipated cost of gasoline and diesel fuel. We used as a budget forecast expense \$2.50 for unleaded gasoline and \$2.75 for highway diesel when budget preparation began in February. Obviously these may need to be adjusted given the volatility of the price of oil. *(Note to reader: fuel sales to NC local governments are exempt from almost all NC and federal taxes.)*

Capital items are treated as either "non-depreciable" or "depreciable" within the various cost centers. Management will not attempt to depreciate certain assets of an unknown useful life and having an acquisition cost of less than \$5,000. The classification of depreciable capital items included in this budget are those identified in the Capital Improvement Program. Fleet vehicles are set out separately in each department budget. Overall Capital expenditures are about the as the total amount budgeted in the last fiscal year. The Wolfpen Creek Sewer Outfall project is set out separately as project ordinance and included for adoption in the budget and will be discussed later on in this narrative.

The CIP items are summarized below by department based on whether they have been classified as Capital Improvement Program (CIP) projects, land acquisition, equipment, software or Non-CIP items fleet vehicles and/or equipment.

Department	CIP Projects & Land Acquisition	CIP Equipment & Software	Non-CIP Vehicles & Equipment	Total
General Fund:				
Information Services:				
Computer Repl'ment - G/F		\$ 7,000		\$ 7,000
Recording Software		\$ 3,000		\$ 3,000
GIS/ERSI Software		\$ 6,000		\$ 6,000
Network Upgrade		\$ 18,000		\$ 18,000
City Works Software - W/S		\$ 66,000		\$ 66,000
Computer Repl'ment - W/S		\$ 4,000		\$ 4,000
Backflow Software		\$ 3,000		\$ 3,000
Total IT		\$ 107,000		\$ 107,000
Public Works Department:				
Vehicles - Fleet Maintenance			\$ 24,000	\$ 24,000
Video Surveillance System		\$ 9,000		\$ 9,000
Salt & Sand Spreader		\$ 9,000		\$ 9,000
Pat Pool Filter, Pump, Motor		\$ 6,000		\$ 6,000
Resurface Tennis Cts - Pat P	\$ 25,000			\$ 25,000
Berkeley Park Imprvmnts	\$ 36,000			\$ 36,000
Southside Gateway	\$ 40,000			\$ 40,000
Chadwick Avenue	\$ 370,000			\$ 370,000
Ice Machine - City Ops		\$ 6,000		\$ 6,000
Total Public Works	\$ 471,000	\$ 30,000	\$ 24,000	\$ 525,000
Police Department:				
Vehicle Replacements			\$ 47,000	\$ 47,000
Mobile Radios		\$ 3,000		\$ 3,000
Walkie Talkies		\$ 2,000		\$ 2,000
Mobile Video Cameras		\$ 20,000		\$ 20,000
Total Police		\$ 25,000	\$ 47,000	\$ 72,000

Department	CIP Projects & Land Acquisition	CIP Equipment & Software	Non-CIP Vehicles & Equipment	Total
Solid Waste Fund:				
Refuse Truck Replacement		\$ 160,000		\$ 160,000
Leaf Machine Replacement		\$ 30,000		\$ 30,000
Total Solid Waste		\$ 190,000		\$ 190,000
Water & Sewer Department:				
SCADA System	\$ 330,000			\$ 330,000
Sharon's Crossing Gravity Sewer	\$ 140,000			\$ 140,000
French Broad Water Intake	\$ 2,700,000			\$ 2,700,000
AMR Meter Replacement		\$ 529,000		\$ 529,000
All Terrain Vehicle		\$ 4,300		\$ 4,300
Oversize Line Installation		\$ 30,000		\$ 30,000
Cummings Rd 12" Water Main	\$ 750,000			\$ 750,000
I/I Line Upgrade	\$ 160,000			\$ 160,000
Wolfpen Crk Swr Outfall	\$ 2,525,000			\$ 2,525,000
Kenmure Generator		\$ 22,000		\$ 22,000
Total Water & Sewer	\$ 6,605,000	\$ 585,300	\$ 0	\$ 7,190,300

Interfund transfers are necessary exchanges of cash between funds to accurately and equitably reflect the purpose of expenditures, or to implement City Council's policy decisions. Here are three examples. The General Fund compensates the Water and Sewer (enterprise) Fund for debt associated with the extensions and/or improvements of existing water service into newly annexed areas. The General Fund subsidizes the Solid Waste Fund recognizing the governmental aspect of solid waste collection as being for the public health of the community. The Water and Sewer Fund is charged back a certain amount for to cover personnel costs in Administration, Finance and Governing Body, General Fund and Information Technology. Following is the schedule of interfund transfers.

SUMMARY OF OPERATING TRANSFERS

Operating Transfers	Amount
Capital Reserve Fund to General Fund - Sewer Annexation Principal	\$100,880.00
Capital Reserve Fund to General Fund - City Hall Renovation P&I	\$323,070.00
Capital Reserve Fund to General Fund - Capital Outlay	\$38,000.00
General Fund to Seventh Avenue	\$52,800.00
General Fund to Solid Waste Fund	\$387,600.00
Water/Sewer Fund to General Fund - General Government	\$1,031,400.00
Water/Sewer Fund to General Fund - Motor Pool & Paving Cuts	\$106,000.00
Water & Sewer Fund to Capital Reserve Fund	\$550,000.00
Solid Waste Fund to General Fund - Personnel	\$10,000.00
Total Operating Transfers	\$2,599,750.00

Following this Executive Summary are appendices numbered I through VI which are revenue and expenditure summaries for the entire budget, tabular data regarding personnel costs and an analysis of the tax rate. The entire proposed line item budget for FY 2009-2010 is presented by fund with comparisons of the current year in pages 1 through 98. The City's fee schedule is provided in the last section of the document being on page 99. Following are narrative highlights under subheadings.

I. THE GENERAL FUND

A. Revenues

The total property valuation is estimated to grow to \$1,734,230,000 representing a growth in the assessed valuation of about 0.7% or \$11,230,000. This is less than the 3% average the past few years due mostly to the decrease in personnel property valuation, especially motor vehicles which declined approximately 22% or \$21,170,000.

At the City Council workshop on May 13 it was recommended that a rate of 38 cents per hundred dollars of evaluation be imposed as necessary to support the upcoming year's General Fund operation, which will yield ad valorem property tax revenue of \$6,177,744. Including the revenues from vehicles the total estimated levy is \$6,590,074.

The following table represents a historical four-year comparison of previous tax levies in the City, including real, personal property vehicles and utilities.

FISCAL YEAR	RATE (per \$100)	VALUATION	LEVY
06-07	43¢	\$ 1,257,625,000	\$ 5,407,788
07-08	38¢	\$ 1,668,800,000	\$ 6,214,611
08-09	38¢	\$ 1,723,000,000	\$ 6,547,400
09-10	38¢	\$ 1,734,230,000	\$ 6,590,074

Each one cent of the levy represents approximately \$173,400 in property tax revenue in the General Fund. This figure reflects all real and personal property including motor vehicles.

The preservation of fund balance in the General Fund is considered highly desirable given the amount of investment earning that is used as a source of revenue in the fund. Also, the Council is aware of several impending large capital projects on the horizon and wishes to preserve fund balance to address these in the future.

Revenue for FY2009-10 will be basically flat due to the economic recession that started last fiscal year. The general feeling is the recession will end by the second quarter of this fiscal year.

Last year staffing increases added about \$121,000 in ongoing salary and fringe benefit costs to the General Fund. The three new firefighter positions were added in order for the City to maintain its insurance rating. The additional positions recommended for FY 08-09 did not require a tax increase.

The property tax is the only substantial revenue source that is subject to local control. The others are state- collected and disbursed by formula, from ancillary operations such as the ABC Stores or fees established by franchise authority.

The utility franchise tax and the beer and wine tax are local revenues collected by the State of North Carolina and returned to local government in accordance with the statutory authority used by the state government to levy these. The following table specifies the name and nature of other local revenues collected by the State of North Carolina.

Revenue Type	Estimated Amount	% of Total Revenue
Beer & Wine Tax	\$ 50,000	0.37%
Utility Franchise Tax	\$ 600,000	4.48%
Local Option Sales Tax	\$ 2,500,000	18.67%
Powell Bill Revenues	\$ 330,000	2.46%
ABC Store Revenue	\$ 80,000	0.60%
Sales tax on Telecom	\$ 200,000	1.49%
TOTAL	\$ 3,560,000	26.59%

Source	Type of Revenue
Utility Franchise Tax	A tax of 3.22% on sales of electricity, 3.09 returned to the municipality. Piped Natural Gas is an excise tax based on volume sold. Telecommunications tax is 6% of gross receipts of certain phone services.
Beer & Wine Excise Tax	Due cities on a per capita basis where sales are permitted. It is 23¾% of the state beer tax, 62% of state collections of tax on unfortified wine and 22% of fortified wine.

A fund balance appropriation of \$1,009,920 is included to balance the proposed budget. Subtracting out the appropriation from Capital Reserve and operating transfers from other funds this represents approximately 8.2% of total revenue to the General Fund.

B. Expenditures

During the managerial budget review there were \$1,231,290 in deletions to departmental budget submissions and other appropriations in the General Fund.

Personnel cost in the General Fund increased only slightly over the prior year. This cost is reflected in the salaries and benefits schedule on page V.

Operating expenses include expenditures for office supplies, repair of equipment, dues and subscriptions, fuel, maintenance and repair of vehicles and other equipment, maintenance agreements and other expenses not directly attributable to the cost of personnel or a capital outlay item.

These expenses are up 11.5% in the General Fund due to funds being appropriated for increased software maintenance costs, increased costs for street maintenance, increased costs for repair and maintenance of equipment and usual incremental increases in the supplies and materials budget line items.

Capital outlay items are vehicles, equipment, new buildings or minor renovations to existing buildings. The total capital outlay expenditure this year equals \$704,000. Professional services directly leading to a capital project are included as capitalized costs. Any expenditure of \$5,000 or more or an item having a useful life expectancy of more than five years is included in our Capital Improvement Plan (CIP).

Included are funds to improve Berkeley Park, funding for the Chadwick Avenue Department of Transportation (DOT) road project, and to resurface tennis courts at the Patton Park complex. Also included is the replacement of two police vehicles totaling \$47,000 and \$23,000 worth of mobile communication equipment.

Special appropriations is an accounting within the General Fund that includes appropriations to fund requests from outside agencies and appointed City commissions to carry on their designated tasks. Notables include our fourth year match of a Federal Highway Administration (FHWA) grant through the French Broad River Municipal Planning Organization (MPO) for Apple Country Transit. Council also approved funds for the Hands On Gallery, Chamber of Commerce, Heritage Museum and the Partnership for Economic Development. Funding for the French Broad MPO was moved to the Governing Body department. A new line item was added for funds the City is mandated to send to the Henderson County School System.

Item	Amount
Hands On Gallery	\$ 5,000
Rescue Squad	\$ 8,000
Medical Loan Closet	\$ 2,500
Healing Place	\$ 1,000
Apple Country Public Transportation	\$ 75,000
Boys and Girls Club	\$ 12,000
Henderson County Schools	\$ 30,000
French Broad MPO - moved to G/B	\$ 0
Sister Cities Program	\$ 1,200
Economic Development	\$ 10,000
Chamber of Commerce	\$ 10,000
Heritage Museum	\$ 5,000
Total	\$ 159,700

Within the General Fund "Non-Departmental" section are appropriations to other funds and expenses too broad and general to classify to a specific department. These expenditures are listed on page 44. Its main expenditures are the accounting of the interfund transfers, legal expenses, employee programs such as wellness and Employee Assistant Program, tuition reimbursement, mandatory drug testing and unemployment insurance reimbursements.

Debt Service for the General Fund includes \$130,000 for principle and interest payments for the 1998 Sidewalk Bonds, \$323,080 to service the borrowing for the City Hall Renovation and \$149,750 for the 2008 Sidewalk Bonds.

A \$150,000 contingency appropriation for unforeseen emergency expenditures is included in the General Fund budget.

II. DOWNTOWN TAX DISTRICT

A special property tax is levied on real and personal property, motor vehicles and public utilities in an area known as the Municipal Service District (MSD) comprising of about 38 acres in downtown Hendersonville. It is generally described as lying between Allen and Seventh Avenues bounded by King and Church Streets.

The contribution to Downtown Hendersonville Incorporated being recommended is \$100,000 or a 9% decrease from the current year. The largest expenditure is for contracted services which covers the landscape and holiday lighting contract which includes Christmas tree lighting on the trees and building facades.

The budget also contains a \$100,000 operating transfer to the General Fund to offset the Sales and Use Tax Distribution necessitated by the County's decision to change the way the proceeds are distributed from the per capita to the ad valorem method. An additional \$95,000 was requested for a decorative fountain and additional lighting that were delayed due to budget constraints.

III. SEVENTH AVENUE TAX DISTRICT

This is the tenth year of the special levy for this municipal tax district. A levy of 8 cents per hundred dollars valuation for the current year should generate approximately \$7,800 in revenue for this District. The rate was maintained from the prior year. The City Manager has recommended a contribution of \$57,500 to the district in order to fund a part-time director for \$20,000 with the additional \$37,500 going toward decorative lighting and refuse containers, street landscaping and lamppost banners.

IV. WATER AND SEWER

A. Revenues

As part of the budget process and in conjunction with the continuation of the water plant expansion project we are adjusting water rates an additional 5% this year. Due to the number of large construction projects in this fund, the City will need to review the rate structure annually to insure that system integrity is maintained.

The effect this year's increase will be to see water revenues increase about \$200,000 due to the rate increase as well as a 3% natural increase in consumption. Sewer rates will increase an additional 5% to support capital projects.

Sewer revenues are projected to increase about the same amount due to increases in service accounts. The consumption revenues have increased about 5% over the last two years.

The budgeted revenue projections are set forth on pages 60 and 61. A fund balance of \$4,249,870 is included to fund capital outlay for other system improvements that will be discussed below.

B. Expenditures

During the management review about \$7,024,400 in downward adjustments were made from departmental estimates. This was due primarily to moving two large projects being moved to separate capital project funds. These projects included the French Broad Raw Water Intake (\$2.7million) and the Wolfpen Creek Sewer Outfall (\$2.525million).

Other capital equipment items such as the Water Treatment Plant dump truck and Water Maintenance & Construction backhoe were delayed for a year. Also delayed was the engineering services for the waste water master plan totaling \$150,000.

Operational costs decreased approximately \$272,610 for Fiscal Year 2009-10. The majority of the decrease was due to a reduction in the contract between Asheville and Hendersonville that authorizes the purchase of one million gallons of water per day from the Asheville Regional Plant at Mills River. The decrease is due to the fact that the water treatment plant renovations will be completed by mid fiscal year and the additional water capacity will no longer be needed.

The capital requests are set forth for the current year in the adopted Capital Improvement Plan for the FY 2009-10 Fiscal Year and together with the non-CIP requests and motor vehicles total \$7,168,300. The most notable of these projects were described earlier.

Other capital outlay expenditures include \$330,000 to initiate the engineering and design for a new SCADA monitoring system, \$529,000 to begin a meter replacement program, \$750,000 for installation of a 12" water main on Cummings Road, \$160,000 for infiltration and inflow prevention, \$140,000 to construct a gravity sewer at Sharon's Crossing and \$30,000 for installation of oversized lines. There are other projects slated to be undertaken in the future. The Hunter Crossing water main (\$146,000), U.S. 64W DOT widening (\$125,000), and several miscellaneous projects (\$113,000) were delayed due to budget constraints.

The non-departmental budget includes a \$3,610,000 contribution to the Water Treatment Plant Upgrade Project. Also within the non-departmental section of the Water and Sewer budget are charges for certain shared costs with the General Fund such as services for the City Engineer, Administration, Finance Department, IT Department and Governing Body in addition to an appropriation to the Capital Reserve in the amount of \$550,000.

Debt service will account for more than \$2.5 million annually in the Water and Sewer Fund, or 14.5% of Fund expenditures. The Local Government Commission likes to see this figure around 15% so the total debt is within recommended guidelines. A listing of all principal and interest payments for outstanding indebtedness is listed on page 89. A \$200,000 contingency appropriation is included for unforeseen expenses.

V. SOLID WASTE FUND

This fund accounts for the cost of the solid waste collection and the recycling program. The General Fund subsidy (\$387,600) and fund balance appropriated (\$224,440) continue to comprise about 50% of the fund's revenues.

The major line item increases, as detailed on pages 94 and 95, are: personnel costs, fuel and repair and maintenance of vehicles, and capital outlay. The capital expenditures are for the replacement of a refuse truck (\$160,000) and leaf machine (\$30,000). These were delayed in the prior year due to economic conditions. The major expense items apart from personnel are landfill tipping fees and the cost of the contracted recycling program.

VI. CAPITAL RESERVE FUND

This Fund accumulates funds set aside previously by City Council for capital needs. Its revenue sources this year are interest income of \$10,000 from the General Fund and \$1,000 from the Water and Sewer Fund. Interest income projections were reduced significantly due to the drop in interest rates. There is also a transfer of \$550,000 from the Water and Sewer Fund reserved for future capital purposes in keeping with the intent of the Fund.

There is one large General Fund transfer out. This is \$323,070 for the principal and interest payments on the City Hall renovation loan. There are two large transfers to the Water Sewer Fund of \$529,000 for the water meter replacement program and \$300,000 for the second year of the SCADA system upgrade.

CLOSING THOUGHTS

The budget submission this year contains no new requests for full time employees, no cost of living adjustment and minimal purchase of large capital expenditures. The largest capital project is again in the Water and Sewer Department with the continued renovation of the water treatment plant. The cost of keeping our pay and classification system current, and increases in health care costs are always a driver of costs but we are pleased to be able to keep our pay plan and benefits package competitive with other local governments.

In closing I would like to express my appreciation to all city employees for their effort in organizing this process. The Department Heads whose excellent documentation of their respective requests always prepares management and the Governing Body to undertake this work in an informed way. A special thanks goes to City Clerk Tammie Drake for her compilation of this document.

CITY OF HENDERSONVILLE

FY 2009-10 BUDGET

July 01, 2009

REVENUE SUMMARIES

	<u>FY 2007-08</u>	<u>FY 2008-09</u>	<u>FY 2009-10</u>
GENERAL FUND	\$10,889,670	\$10,721,770	\$10,687,710
OPERATING TRANSFERS	865,000	772,760	581,070
FUND BALANCE	<u>911,940</u>	<u>867,860</u>	<u>1,009,920</u>
SUBTOTAL	12,666,610	12,362,390	12,278,700
DOWNTOWN FUND	231,600	327,310	327,200
OTHER FINANCING SOURCES	<u>312,570</u>	<u>107,190</u>	<u>27,300</u>
SUBTOTAL	544,170	434,500	354,500
SEVENTH AVENUE	7,600	10,680	10,700
OTHER FINANCING SOURCES	<u>(3,800)</u>	<u>93,320</u>	<u>52,800</u>
SUBTOTAL	3,800	104,000	63,500
CAPITAL RESERVE - G/F	10,000	50,000	10,000
CAPITAL RESERVE - W/S	<u>20,000</u>	<u>50,000</u>	<u>1,000</u>
SUBTOTAL	30,000	100,000	11,000
WATER & SEWER	12,598,000	13,144,900	12,558,300
OPERATING TRANSFERS	8,807,940	725,880	959,880
Fund Balance - WTP	2,000,000	4,100,000	3,610,000
FUND BALANCE	<u>1,973,880</u>	<u>1,529,030</u>	<u>447,770</u>
SUBTOTAL	25,379,820	19,499,810	17,575,950
SOLID WASTE	505,000	660,100	665,600
Fund Balance Appropriated	110,720	140,250	224,440
GENERAL FUND TRANSFER	<u>418,320</u>	<u>500,670</u>	<u>387,600</u>
SUBTOTAL	1,034,040	1,301,020	1,277,640
TOTAL	<u>\$39,658,440</u>	<u>\$33,801,720</u>	<u>\$31,561,290</u>

fundsum

CITY OF HENDERSONVILLE

FY 2009-10 BUDGET

ALL CITY FUNDS

APPROPRIATION SUMMARIES

	<u>FY 2007-08</u>	<u>FY 2008-09</u>	<u>FY 2009-10</u>
PERSONNEL COSTS	\$10,788,120	\$11,445,460	\$11,607,210
OPERATING COSTS	7,582,070	8,308,280	7,871,060
CAPITAL OUTLAY	<u>9,228,950</u>	<u>3,713,310</u>	<u>2,859,300</u>
SUBTOTAL	\$27,599,140	\$23,467,050	\$22,337,570
NON-DEPARTMENTAL	7,997,510	6,097,230	5,487,760
SPECIAL APPROPRIATIONS	342,670	211,960	159,700
DEBT SERVICE	3,339,120	3,575,480	3,215,260
CONTINGENCIES	350,000	350,000	350,000
CAPITAL RESERVE FUND	<u>30,000</u>	<u>100,000</u>	<u>11,000</u>
TOTAL	<u>\$39,658,440</u>	<u>\$33,801,720</u>	<u>\$31,561,290</u>
BUDGETED POSITIONS	200	205	205

fundsum1

2009 ~ 10 POSITION CHANGES BY FUND

(Full, Temporary, and Part-time Permanent)

FUND	Authorized 2008-09	Deletion	Addition	Recommended 2009-10	Change
General Fund					
Full-time	127	0	0	127	0
Part-time	30	0	1	31	1
Temporary	18	0	0	18	0
Downtown					
Full-time	0	0	0	0	0
Part-time	0	0	0	0	0
Temporary	0	0	0	0	0
Solid Waste					
Full-time	10	0	0	10	0
Part-time	0	0	0	0	0
Temporary	0	0	0	0	0
Water & Sewer					
Full-time	68	0	0	68	0
Part-time	0	0	0	0	0
Temporary	0	0	0	0	0
TOTALS					
Full-time	205	0	0	205	0
Part-time	30	1	0	31	1
Temporary	18	0	0	18	0

g:\excel\work\positionreport10a

NAMES AND NUMBERS OF POSITIONS

(Full and Part-Time Permanent)

ADMINISTRATION		Public Works	
City Manager	1	Public Works Director	1
City Clerk	1	Assistant Public Works Director	1
Human Resources Officer	1	Sr. Admin Support Specialist	1
TOTAL FULL-TIME POSITIONS	3	Fleet Maint Superintendent	1
LEGAL DEPARTMENT		Equipment Service Specialist	1
City Attorney	1	Equipment Mechanic	3
Paralegal	1	Equipment Mechanic Helper	1
FINANCE DEPARTMENT		Street Maint Supervisor	1
Finance Director	1	Street Maint Crewleader	1
Assistant Finance Director	1	Street Equipment Operator	2
Customer Service Supervisor	1	Street Maint Worker	5
Accountant	1	Traffic Control Technician	2
Sr. Accounting Technician	1	Building Maint Supervisor	1
Accounting Technician	1	Building Maint Technician	2
Sr. Customer Service Specialist	2	Property Maint Supervisor	1
Customer Service Specialist	2	Property Maint Crewleader	2
Customer Service Representative	2	Property Maint Worker	5
TOTAL FULL-TIME POSITIONS	12	TOTAL FULL-TIME POSITIONS	31
PT Accounting Technician	1	% of W/S GIS Position Allocated	33%
TOTAL PART-TIME POSITIONS	1	TOTAL TEMPORARY POSITIONS	18

SOLID WASTE FUND		FIRE DEPARTMENT	
Sanitation Supervisor	1	Fire Chief	1
Sanitation Truck Driver	1	Fire Captain	3
Sanitation Equipment Operator	2	Fire Lieutenant	3
Sanitation Worker	5	Fire Marshal	1
Administrative Support Specialist	1	Fire Engineer	6
TOTAL FULL-TIME POSITIONS	10	Fire Control Specialist	6
ENGINEERING		TOTAL FULL-TIME POSITIONS	20
City Engineer	1	Pay-Per Call Firefighters	15
Civil Engineer	1	TOTAL PART-TIME POSITIONS	15
Construction Inspector	1	WATER SEWER	
GIS Administrator	1	Utilities Director	1
Sr. Engineering Tech	1	Administrative Support Specialist	1
TOTAL FULL-TIME POSITIONS	5	Facility Maint Superintendent	1
PLANNING		Sr. Plant Maint Mechanic	2
Planning Director	1	Plant Maint Mechanic	3
Planner	1	WTP Treatment Plant Superintendent	1
Office Assistant*	1	WTP Plant Maint Supervisor	1
TOTAL FULL-TIME POSITIONS	3	WTP Sr. Treatment Plant Operator	2
*To be utilized in the Administration & Legal Department on % basis		WTP Treatment Plant Operator	7
ZONING		Asst. Utilities Director	1
Zoning Administrator	1	Operations Support Supervisor	1
Zoning Enforcement Officer	1	Operations Support Specialist	2
TOTAL FULL-TIME POSITIONS	2	Meter Services Supervisor	1
INFORMATION TECHNOLOGY		Field Customer Service Specialist	1
Information Technology Director	1	Locations Specialist	2
TOTAL FULL-TIME POSITIONS	1	Sr. Meter Reader	1
POLICE DEPARTMENT		Meter Reader	3
Police Chief	1	Sr. Meter Maint Mechanic	1
Assistant Chief	1	Meter Maint Mechanic	1
Police Captain	2	Coll & Dist Systems Supervisor	1
Police Lieutenant	4	Line Maint Crewleader	2
Investigations Lieutenant	1	Sr. Line Maint Mechanic	3
Master Police Officer	7	Line Maint Mechanic	8
Police Officer	20	WWTP Treatment Plant Superintendent	1
Police Communications Supervisor	1	WWTP Lab Supervisor	1
Police Telecommunicator	6	WWTP Pretreatment Coordinator	1
Parking Enforcement	1	WWTP Plant Maint Supervisor	1
Sr. Admin Support Specialist	1	WWTP Lab Technician	1
Administrative Support Specialist	2	WWTP Sr. Treatment Plant Operator	1
Police Support Specialist	2	WWTP Operator	4
TOTAL FULL-TIME POSITIONS	49	Coll & Dist Systems Supervisor	1
Grant Pos - School Resource Officer	1	Line Maint Crewleader	2
TOTAL GRANT POSITIONS	1	Sr. Line Maint Mechanic	2
Reserve Police Officer	8	Line Maint Mechanic	5
School Crossing Guards	8	GIS Technician	1
TOTAL PART-TIME POSITIONS	16	TOTAL FULL-TIME POSITIONS	68

ALL CITY FUNDS

ESTIMATED SALARIES & BENEFITS

July 1, 2009

FY 2009 - 10

Fund	Salaries	Cola	Merit	Longevity	Subtotal	FICA	Retirement	Total
General	\$5,966,240	\$0	\$58,660	\$58,700	\$6,083,600	\$465,395	\$395,434	\$6,944,429
Solid Waste	284,936	0	2,860	2,371	\$290,167	22,198	14,508	326,873
Water&Sewer	<u>2,591,300</u>	<u>0</u>	<u>25,910</u>	<u>24,740</u>	<u>\$2,641,950</u>	<u>202,109</u>	<u>132,098</u>	<u>2,976,157</u>
Total	\$8,842,476	\$0	\$87,430	\$85,811	\$9,015,717	\$689,702	\$542,040	\$10,247,459

Fund	Cola	Merit	Budget Impact
General	\$0	\$58,660	\$58,660
Solid Waste	0	2,860	2,860
Water&Sewer	<u>0</u>	<u>25,910</u>	<u>25,910</u>
Total	\$0	\$87,430	\$87,430

MERIT	Total
1.25%	\$87,430
COLA	Total
0.00%	\$0

FISCAL YEAR 2009-10 PROJECTED ASSESSED PROPERTY VALUES*

July 1, 2009

FY 2008-09 FUND	REAL (NET) VALUE	PERSONAL VALUE	PUBLIC UTILITIES	SUBTOTAL	MOTOR VEHICLES	TOTAL
GENERAL	1,541,900,000	94,800,000	22,200,000	1,658,900,000	75,330,000	1,734,230,000
	Tax Rate = \$.38		Total Levy	6,303,820	286,254	6,590,074
			Levy @ 98%	6,177,744	Levy 275,090	6,452,834
DOWNTOWN	83,000,000	6,800,000	5,300,000	95,100,000	170,800	95,270,800
	Tax Rate = \$.25		Total Levy	237,750	376	238,177
			Levy @ 95%	225,863	Levy 338	226,201
SEVENTH AVE	8,900,000	1,500,000	0	10,400,000	495,100	10,895,100
	Tax Rate = \$.08		Total Levy	8,320	495	8,716
			Levy @ 94 %	7,821	Levy 446	8,266

* Property valuations provided by the Henderson County Tax Assessor's Office

FY 2007-08 FUND	REAL (NET) VALUE	PERSONAL VALUE	PUBLIC UTILITIES	SUBTOTAL	MOTOR VEHICLES	TOTAL
GENERAL	1,504,500,000	97,000,000	25,000,000	1,626,500,000	96,500,000	1,723,000,000
DOWNTOWN	83,500,000	5,000,000	6,000,000	94,500,000	200,000	94,700,000
SEVENTH AVE	9,000,000	1,000,000	0	10,000,000	600,000	10,600,000

g:\excel\work\pvalues22.xls

CITY OF HENDERSONVILLE

FY 2009-10 BUDGET

GENERAL FUND

REVENUE SUMMARIES

<u>CATEGORY</u>	<u>FY 2007-08</u>	<u>FY 2008-09</u>	<u>FY 2009-10</u>
AD VALOREM TAXES	\$6,254,000	\$6,468,000	\$6,497,000
OTHER TAXES & LICENSES	2,880,000	2,547,800	2,572,000
UNRESTRICTED REVENUE	723,500	767,500	869,500
RESTRICTED REVENUE	380,000	380,000	330,000
PERMITS & FEES	97,700	100,200	25,100
SALES & SERVICES	118,500	154,500	160,000
INVESTMENT EARNINGS	250,000	225,000	158,000
MISCELLANEOUS INCOME	<u>70,970</u>	<u>78,770</u>	<u>76,110</u>
SUBTOTAL	\$10,774,670	\$10,721,770	\$10,687,710
FUND BALANCE APPROPRIATED	916,940	867,860	1,009,920
OTHER FINANCING SOURCES	<u>975,000</u>	<u>772,760</u>	<u>581,070</u>
TOTAL	<u>\$12,666,610</u>	<u>\$12,362,390</u>	<u>\$12,278,700</u>

revsum

CITY OF HENDERSONVILLE
 FISCAL YEAR 2009-10 BUDGET
 GENERAL FUND

	FY 2008-09 BUDGET	FY 2009-10 ESTIMATE	FY 2009-10 COUNCIL APPROVED
100010 410000 TAX REFUNDS	5,000.00	-5,000.00	-5,000.00
100010 411100 TAX LATE LIST AFTER 2	30,000.00	30,000.00	30,000.00
100010 411200 PRIOR YEAR TAXES	.00	.00	.00
100010 411300 TAX LL PRIOR 2008, AD	.00	.00	.00
100010 419900 1999 AD VAL TAX - R/P	50.00	.00	.00
100010 420000 2000 AD VAL TAX - R/P	50.00	50.00	50.00
100010 420100 2001 AD VAL TAX - R/P	150.00	50.00	50.00
100010 420101 AD VAL TAX - MTR VEHS	350,000.00	275,000.00	275,000.00
100010 420200 2002 AD VAL TAX - R/P	250.00	150.00	150.00
100010 420300 2003 AD VAL TAX - R/P	500.00	250.00	250.00
100010 420400 2004 AD VAL TAX - R/P	1,500.00	500.00	500.00
100010 420500 2005 AD VAL TAX - R/P	2,500.00	1,500.00	1,500.00
100010 420600 2006 AD VAL TAX - R/P	5,000.00	2,500.00	2,500.00
100010 420700 2007 AD VAL TAX - R/P	10,000.00	5,000.00	5,000.00
100010 420800 2008 AD VAL TAX - R/P	6,063,000.00	10,000.00	10,000.00
100010 420900 2009 AD VAL TAX - R/P	.00	6,177,000.00	6,177,000.00
100020 422000 RENTAL VEHICLE TAX	6,000.00	5,000.00	5,000.00
100020 423000 LOCAL SALES & USE TAX	2,476,800.00	2,500,000.00	2,500,000.00
100020 426000 PRIVILEGE LICENSES	63,000.00	65,000.00	65,000.00
100020 426100 BEER & WINE LICENSES	2,000.00	2,000.00	2,000.00
100030 432500 COURT FEES - POLICE	2,500.00	2,500.00	2,500.00
100030 433100 PAY IN LIEU OF TX-HHA	17,000.00	17,000.00	17,000.00

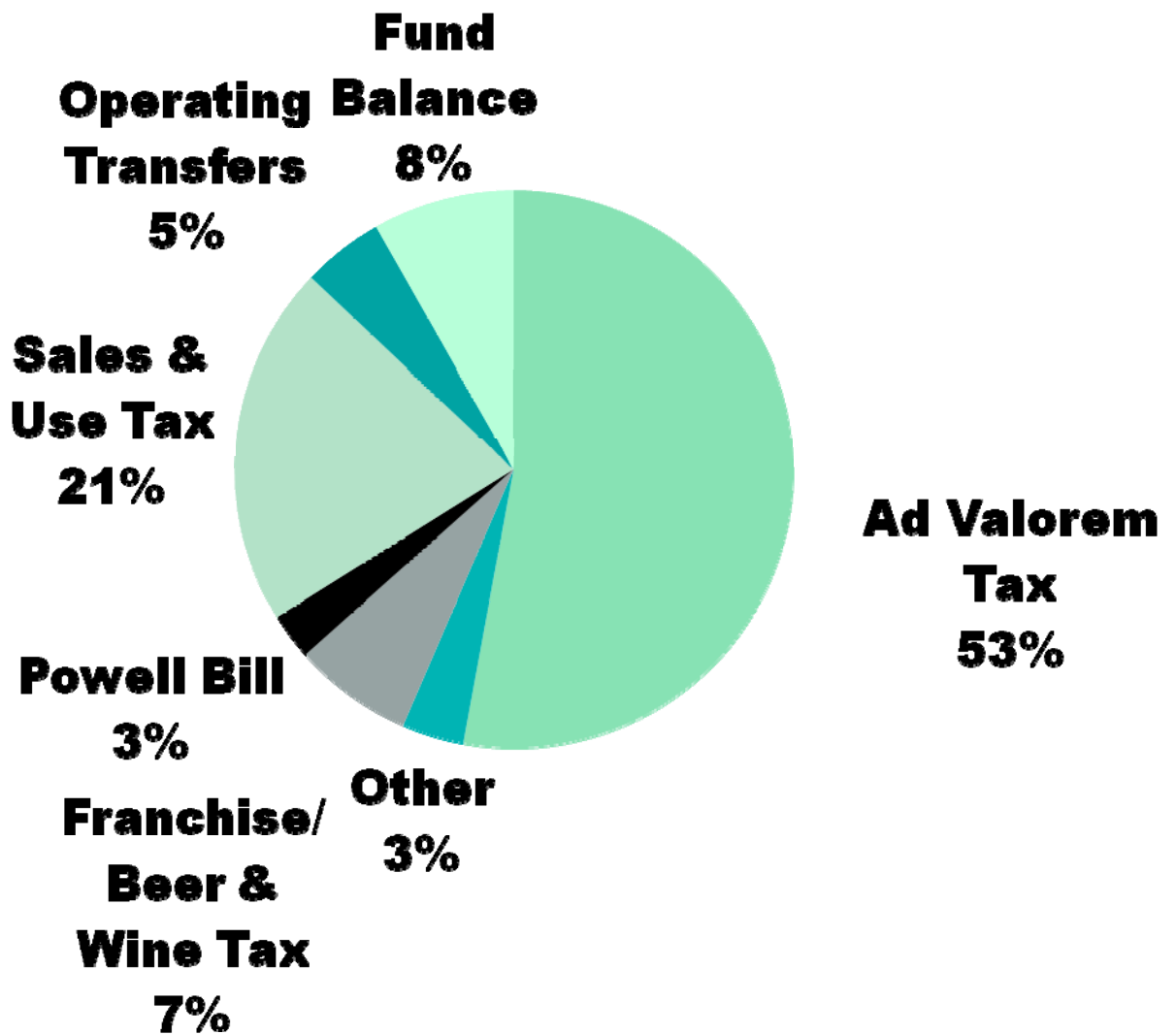
CITY OF HENDERSONVILLE
 FISCAL YEAR 2009-10 BUDGET
 GENERAL FUND

	FY 2008-09 BUDGET	FY 2009-10 ESTIMATE	FY 2009-10 COUNCIL APPROVED
100030 433200 BEER & WINE EXCISE TX	48,000.00	50,000.00	50,000.00
100030 433400 UTILITY FRANCHISE TAX	700,000.00	500,000.00	500,000.00
100030 433500 TELCOM SALES TAX	.00	200,000.00	200,000.00
100030 433600 VIDEO PROGRAM FEES	.00	100,000.00	100,000.00
100040 447000 POWELL BILL REVENUE	380,000.00	330,000.00	330,000.00
100050 426200 VENDOR PERMITS	7,500.00	9,000.00	9,000.00
100050 434300 ZONING PERMITS	7,000.00	7,000.00	7,000.00
100050 434400 RESALE ITEMS	100.00	100.00	100.00
100050 434500 ZONING CITATIONS	100.00	500.00	500.00
100050 434600 SPEC PROJ FEES - PLAN	10,000.00	8,000.00	8,000.00
100050 434700 COND USE FEES - ZONE	500.00	500.00	500.00
100050 434800 CATV FRANCHISE FEES	75,000.00	.00	.00
100060 461000 MONTHLY PKING REVENUE	25,000.00	30,000.00	30,000.00
100060 461100 PARKING METER REVENUE	25,000.00	25,000.00	25,000.00
100060 461200 BOYD PK GOLF REVENUE	8,000.00	8,000.00	8,000.00
100060 461300 BOYD PK CONCESSIONS	500.00	500.00	500.00
100060 461400 FACILITY RENT INCOME	13,000.00	13,000.00	13,000.00
100060 461500 CEMETERY LOT REVENUE	10,000.00	10,000.00	10,000.00
100060 461600 ALARM FEES	5,000.00	2,500.00	2,500.00
100060 461700 PATTON PARK POOL	60,000.00	60,000.00	60,000.00
100060 461800 PAT POOL CONCESSIONS	8,000.00	11,000.00	11,000.00
100070 483100 INT INCOME-NCCMT ACCT	200,000.00	150,000.00	150,000.00
100070 483102 INT INCOME-SWEEP ACCT	15,000.00	3,000.00	3,000.00

CITY OF HENDERSONVILLE
 FISCAL YEAR 2009-10 BUDGET
 GENERAL FUND

	FY 2008-09 BUDGET	FY 2009-10 ESTIMATE	FY 2009-10 COUNCIL APPROVED
100070 483111 INT INCOME-POWEL BILL	10,000.00	5,000.00	5,000.00
100080 443100 PARKING VIOLATIONS	15,000.00	15,000.00	15,000.00
100080 443110 PKING VIOLATIONS-PEN	4,000.00	5,000.00	5,000.00
100080 443200 SPECIAL ACTIVITIES	750.00	750.00	750.00
100080 443410 DRUG FORFEITURES	.00	500.00	500.00
100080 443500 SRO REIMBURSEMENT	57,520.00	53,360.00	53,360.00
100080 443610 SALE OF FIXED ASSETS	500.00	500.00	500.00
100080 443800 DISCOUNTS EARNED	500.00	500.00	500.00
100080 443900 MISCELLANEOUS INCOME	500.00	500.00	500.00
100080 444000 INSURANCE SETTLEMENTS	47,600.00	.00	.00
100090 425000 ABC REVENUES	80,000.00	80,000.00	80,000.00
100090 425100 ABC LAW ENFORCEMENT	40,000.00	40,000.00	40,000.00
100090 425200 GRANT FUNDING	.00	363,000.00	.00
100090 498220 OPER TRAN FR D/T FUND	75,000.00	100,000.00	100,000.00
100090 499100 PROCEEDS OF DEBT	.00	.00	.00
100090 499200 FUND BALANCE APPROP	536,040.00	746,040.00	1,009,920.00
100090 499800 OPER TRAN FR C/R FUND	552,760.00	723,070.00	361,070.00
TOTAL REVENUE	12,053,170.00	12,739,820.00	12,278,700.00

FY 2009-10 Revenue



CITY OF HENDERSONVILLE

FY 2009-10 BUDGET

GENERAL FUND

APPROPRIATION SUMMARIES

<u>DEPARTMENTAL</u>	<u>FY 2007-08</u>	<u>FY 2008-09</u>	<u>FY 2009-10</u>
PERSONNEL COSTS	\$6,691,390	\$7,045,020	\$7,103,600
OPERATING COSTS	2,589,150	2,631,700	2,825,290
CAPITAL OUTLAY	<u>1,554,000</u>	<u>780,000</u>	<u>704,000</u>
SUBTOTAL	\$10,834,540	\$10,456,720	\$10,632,890
NON-DEPARTMENTAL	837,850	826,470	693,280
SPECIAL APPROPRIATIONS	327,670	211,960	159,700
DEBT SERVICE	511,550	717,240	642,830
CONTINGENCIES	<u>150,000</u>	<u>150,000</u>	<u>150,000</u>
TOTAL	<u>\$12,661,610</u>	<u>\$12,362,390</u>	<u>\$12,278,700</u>
BUDGETED POSITIONS	123	127	127

depsum

CITY OF HENDERSONVILLE

FY 2009-10 BUDGET

GOVERNING BODY

APPROPRIATION SUMMARIES

<u>DEPARTMENTAL</u>	<u>FY 2007-08</u>	<u>FY 2008-09</u>	<u>FY 2009-10</u>
PERSONNEL COSTS	\$34,990	\$33,050	\$33,500
OPERATING COSTS	39,450	31,350	38,180
CAPITAL OUTLAY	<u>0</u>	<u>0</u>	<u>0</u>
TOTAL	\$74,440	\$64,400	\$71,680
 BUDGETED POSITIONS	 5	 5	 5

depsum1

CITY OF HENDERSONVILLE
 FISCAL YEAR 2009-10 BUDGET
 GENERAL FUND

GOVERNING BODY	FY 2008-09 BUDGET	FY 2009-10 MANAGER RECOMMEND	FY 2009-10 COUNCIL APPROVED
104110 517100 BOARD MEMBER WAGES	40,000.00	40,000.00	40,000.00
104110 518100 FICA TAX EXPENSE	3,100.00	3,100.00	3,100.00
104110 518300 GROUP MED & LIFE INS	25,320.00	29,230.00	27,100.00
104110 518600 WORKER'S COMP INS	150.00	200.00	200.00
104110 526000 OFFICE SUPPLIES	500.00	1,500.00	1,500.00
104110 539400 TRAVEL	4,000.00	4,000.00	4,000.00
104110 539500 TRAINING	2,000.00	3,000.00	3,000.00
104110 549100 DUES & SUBSCRIPTIONS	19,630.00	21,900.00	20,680.00
104110 549600 MAYOR'S DISCRET'NARY	500.00	500.00	500.00
104110 549900 MISC BD EXPENSE	500.00	500.00	500.00
104110 569000 CONTRACTED SERVICES	.00	8,000.00	8,000.00
104110 598060 DEPARTMENTAL CHGS-W/S	-37,300.00	-36,900.00	-36,900.00
TOTAL APPROPRIATION GOVERNING BODY	58,400.00	75,030.00	71,680.00

CITY OF HENDERSONVILLE

FY 2009-10 BUDGET

ADMINISTRATION

APPROPRIATION SUMMARIES

<u>DEPARTMENTAL</u>	<u>FY 2007-08</u>	<u>FY 2008-09</u>	<u>FY 2009-10</u>
PERSONNEL COSTS	\$161,490	\$154,480	\$155,770
OPERATING COSTS	44,200	86,200	110,100
CAPITAL OUTLAY	<u>0</u>	<u>0</u>	<u>0</u>
TOTAL	\$205,690	\$240,680	\$265,870
 BUDGETED POSITIONS	 3	 3	 3

depsum2

CITY OF HENDERSONVILLE
 FISCAL YEAR 2009-10 BUDGET
 GENERAL FUND

ADMINISTRATION	FY 2008-09 BUDGET	FY 2009-10 MANAGER RECOMMEND	FY 2009-10 COUNCIL APPROVED
104120 512100 SALARIES & WAGES-REG	231,290.00	236,850.00	236,850.00
104120 513100 SALARIES & WAGES-AUTO	3,600.00	3,600.00	3,600.00
104120 518100 FICA TAX EXPENSE	17,880.00	19,000.00	19,000.00
104120 518200 RETIREMENT EXPENSE	11,920.00	12,700.00	12,700.00
104120 518300 GROUP MED & LIFE INS	18,990.00	21,920.00	20,320.00
104120 518600 WORKER'S COMP INS	2,130.00	2,700.00	2,700.00
104120 519000 PROF SERVICES	42,500.00	44,000.00	74,000.00
104120 526000 OFFICE SUPPLIES	3,000.00	4,000.00	4,000.00
104120 532100 TELEPHONE	5,200.00	5,000.00	5,000.00
104120 532500 POSTAGE	800.00	800.00	800.00
104120 535200 R & M - EQUIPMENT	2,000.00	2,500.00	2,500.00
104120 537000 ADVERTISING	2,400.00	2,500.00	2,500.00
104120 539400 TRAVEL	6,190.00	4,500.00	4,500.00
104120 539500 TRAINING	4,500.00	4,500.00	4,500.00
104120 539700 LIAISON EXPENSE	200.00	200.00	200.00
104120 545600 LIAB/PROP INS & BONDS	1,780.00	2,300.00	2,300.00
104120 548500 SAFETY PROGRAM	2,300.00	.00	.00
104120 549100 DUES & SUBSCRIPTIONS	3,100.00	3,600.00	3,600.00
104120 549800 FLOWERS/MEMORIALS	500.00	900.00	900.00
104120 549900 MISCELLANEOUS	3,800.00	3,800.00	3,800.00
104120 569000 CONTRACTED SERVICES	.00	1,500.00	1,500.00
104120 598060 DEPARTMENTAL CHGS-W/S	-146,580.00	-154,600.00	-154,600.00

CITY OF HENDERSONVILLE
 FISCAL YEAR 2009-10 BUDGET
 GENERAL FUND

ADMINISTRATION	FY 2008-09 BUDGET	FY 2009-10 MANAGER RECOMMEND	FY 2009-10 COUNCIL APPROVED
-----	-----	-----	-----
104120 598700 REIMBURSE PLAN DEPT	14,680.00	15,200.00	15,200.00
 TOTAL APPROPRIATION ADMINISTRATION	 232,180.00	 237,470.00	 265,870.00

CITY OF HENDERSONVILLE

FY 2009-10 BUDGET

FINANCE DEPARTMENT

APPROPRIATION SUMMARIES

<u>DEPARTMENTAL</u>	<u>FY 2007-08</u>	<u>FY 2008-09</u>	<u>FY 2009-10</u>
PERSONNEL COSTS	\$265,130	\$251,110	\$267,280
OPERATING COSTS	71,700	74,250	78,850
CAPITAL OUTLAY	<u>2,000</u>	<u>2,000</u>	<u>1,000</u>
TOTAL	\$338,830	\$327,360	\$347,130
 BUDGETED POSITIONS	 12	 12	 12

depsum3

CITY OF HENDERSONVILLE
 FISCAL YEAR 2009-10 BUDGET
 GENERAL FUND

FINANCE DEPARTMENT	FY 2008-09 BUDGET	FY 2009-10 MANAGER RECOMMEND	FY 2009-10 COUNCIL APPROVED
104130 512100 SALARIES & WAGES-REG	537,090.00	544,140.00	544,140.00
104130 512900 SALARIES & WAGES-P/T	22,530.00	22,960.00	22,960.00
104130 518100 FICA TAX EXPENSE	43,160.00	43,950.00	43,950.00
104130 518200 RETIREMENT EXPENSE	28,800.00	29,300.00	29,300.00
104130 518300 GROUP MED & LIFE INS	80,710.00	87,690.00	86,360.00
104130 518600 WORKER'S COMP INS	8,795.00	9,000.00	9,000.00
104130 518900 RETIREE INSURANCE	18,040.00	12,980.00	13,890.00
104130 519000 PROF SERVICES	275.00	100.00	100.00
104130 519100 PROF SERVICES - AUDIT	20,000.00	20,000.00	20,000.00
104130 526000 OFFICE SUPPLIES	9,500.00	8,500.00	8,500.00
104130 532100 TELEPHONE	11,000.00	11,000.00	11,000.00
104130 532500 POSTAGE	7,500.00	7,500.00	7,500.00
104130 535200 R & M - EQUIPMENT	2,100.00	2,100.00	2,100.00
104130 537000 ADVERTISING	800.00	800.00	800.00
104130 538200 TAX SCROLL & BILLING	11,000.00	12,000.00	12,000.00
104130 539400 TRAVEL	1,500.00	1,500.00	1,500.00
104130 539500 TRAINING	7,600.00	8,600.00	8,600.00
104130 545600 LIAB/PROP INS & BONDS	2,750.00	2,750.00	2,750.00
104130 549100 DUES & SUBSCRIPTIONS	900.00	900.00	900.00
104130 549300 CASH SHORT/OVER	100.00	100.00	100.00
104130 549900 MISCELLANEOUS	1,100.00	1,100.00	1,100.00
104130 553000 CAP OUTLAY-NON DEPREC	1,000.00	1,000.00	1,000.00

CITY OF HENDERSONVILLE
 FISCAL YEAR 2009-10 BUDGET
 GENERAL FUND

FINANCE DEPARTMENT	FY 2008-09 BUDGET	FY 2009-10 MANAGER RECOMMEND	FY 2009-10 COUNCIL APPROVED
-----	-----	-----	-----
104130 569000 CONTRACTED SERVICES	1,000.00	1,000.00	1,000.00
104130 598060 DEPARTMENTAL CHGS-W/S	-489,190.00	-481,420.00	-481,420.00
 TOTAL APPROPRIATION FINANCE DEPARTMENT	 328,060.00	 347,550.00	 347,130.00

CITY OF HENDERSONVILLE

FY 2009-10 BUDGET

CITY ENGINEER

APPROPRIATION SUMMARIES

<u>DEPARTMENTAL</u>	<u>FY 2007-08</u>	<u>FY 2008-09</u>	<u>FY 2009-10</u>
PERSONNEL COSTS	\$171,660	\$177,150	\$179,080
OPERATING COSTS	25,150	23,950	21,950
CAPITAL OUTLAY	<u>0</u>	<u>0</u>	<u>0</u>
TOTAL	\$196,810	\$201,100	\$201,030
 BUDGETED POSITIONS	 5	 5	 5

depsum4

CITY OF HENDERSONVILLE
 FISCAL YEAR 2009-10 BUDGET
 GENERAL FUND

CITY ENGINEER	FY 2008-09 BUDGET	FY 2009-10 MANAGER RECOMMEND	FY 2009-10 COUNCIL APPROVED
104131 512100 SALARIES & WAGES-REG	284,840.00	287,280.00	287,280.00
104131 518100 FICA TAX EXPENSE	22,070.00	22,310.00	22,310.00
104131 518200 RETIREMENT EXPENSE	14,410.00	14,580.00	14,580.00
104131 518300 GROUP MED & LIFE INS	31,400.00	36,540.00	33,600.00
104131 518600 WORKER'S COMP INS	9,100.00	9,100.00	9,100.00
104131 519000 PROFESSIONAL SERVICES	500.00	1,000.00	1,000.00
104131 525100 GASOLINE & DIESEL	850.00	850.00	850.00
104131 525300 VEHICLE PARTS	250.00	250.00	250.00
104131 525400 OIL, LUBRICATION, ETC	200.00	200.00	200.00
104131 526000 OFFICE SUPPLIES	4,000.00	4,000.00	4,000.00
104131 529900 SUPPLIES & MATERIALS	570.00	.00	.00
104131 532100 TELEPHONE	4,430.00	5,000.00	5,000.00
104131 535200 R & M - EQUIPMENT	750.00	750.00	750.00
104131 535300 R & M - AUTO/TRUCKS	150.00	150.00	150.00
104131 537000 ADVERTISING	2,000.00	1,000.00	1,000.00
104131 539400 TRAVEL	2,000.00	3,000.00	3,000.00
104131 539500 TRAINING	2,500.00	4,000.00	4,000.00
104131 545600 LIAB/PROP INS & BONDS	1,000.00	1,000.00	1,000.00
104131 549100 DUES & SUBSCRIPTIONS	750.00	750.00	750.00
104131 598060 DEPARTMENTAL CHGS-W/S	-187,620.00	-187,790.00	-187,790.00
TOTAL APPROPRIATION CITY ENGINEER	194,150.00	203,970.00	201,030.00

CITY OF HENDERSONVILLE

FY 2009-10 BUDGET

INFORMATION TECHNOLOGY SERVICES

APPROPRIATION SUMMARIES

<u>DEPARTMENTAL</u>	<u>FY 2007-08</u>	<u>FY 2008-09</u>	<u>FY 2009-10</u>
PERSONNEL COSTS	\$46,550	\$48,080	\$49,120
OPERATING COSTS	121,370	136,850	168,580
CAPITAL OUTLAY	<u>168,000</u>	<u>42,000</u>	<u>106,000</u>
TOTAL	\$335,920	\$226,930	\$323,700
 BUDGETED POSITIONS	 1	 1	 1

depsum4a

CITY OF HENDERSONVILLE
FISCAL YEAR 2009-10 BUDGET
GENERAL FUND

INFORMATION TECHNOLOGY	FY 2008-09 BUDGET	FY 2009-10 MANAGER RECOMMEND	FY 2009-10 COUNCIL APPROVED
104140 512100 SALARIES & WAGES-REG	80,330.00	81,500.00	81,500.00
104140 518100 FICA TAX EXPENSE	6,210.00	6,330.00	6,330.00
104140 518200 RETIREMENT EXPENSE	4,140.00	4,220.00	4,220.00
104140 518300 GROUP MED & LIFE INS	6,330.00	7,310.00	6,780.00
104140 518600 WORKER'S COMP INS	1,450.00	1,450.00	1,450.00
104140 519000 PROFESSIONAL SERVICES	100.00	100.00	100.00
104140 526000 OFFICE SUPPLIES	2,000.00	2,000.00	2,000.00
104140 532100 TELEPHONE	3,500.00	3,000.00	3,000.00
104140 532500 POSTAGE	200.00	200.00	200.00
104140 535200 R & M - EQUIPMENT	139,354.51	130,930.00	130,930.00
104140 539400 TRAVEL	300.00	300.00	300.00
104140 539500 TRAINING	750.00	1,500.00	1,500.00
104140 544000 LEASE - EQUIPMENT	16,800.00	14,100.00	14,100.00
104140 545600 LIAB/PROP INS & BONDS	400.00	400.00	400.00
104140 549100 DUES & SUBSCRIPTIONS	50.00	50.00	50.00
104140 552000 CAP OUTLAY-DP EQUIP	6,000.00	69,000.00	69,000.00
104140 553000 CAP OUTLAY-NON DEPREC	43,000.00	37,000.00	37,000.00
104140 569000 CONTRACTED SERVICES	2,500.00	16,000.00	16,000.00
104140 598060 DEPARTMENTAL CHGS-W/S	-60,380.00	-51,160.00	-51,160.00
TOTAL APPROPRIATION INFORMATION TECHNOLOGY	253,034.51	324,230.00	323,700.00

CITY OF HENDERSONVILLE

FY 2009-10 BUDGET

LEGAL DEPARTMENT

APPROPRIATION SUMMARIES

<u>DEPARTMENTAL</u>	<u>FY 2007-08</u>	<u>FY 2008-09</u>	<u>FY 2009-10</u>
PERSONNEL COSTS	\$66,550	\$75,570	\$85,630
OPERATING COSTS	21,670	22,360	21,410
CAPITAL OUTLAY	<u>0</u>	<u>0</u>	<u>0</u>
TOTAL	\$88,220	\$97,930	\$107,040
 BUDGETED POSITIONS	 1	 1	 1

depsum4b

CITY OF HENDERSONVILLE
 FISCAL YEAR 2009-10 BUDGET
 GENERAL FUND

LEGAL DEPARTMENT	FY 2008-09 BUDGET	FY 2009-10 MANAGER RECOMMEND	FY 2009-10 COUNCIL APPROVED
104150 512100 SALARIES & WAGES-REG	111,200.00	110,110.00	110,110.00
104150 512900 SALARIES & WAGES-P/T	.00	32,000.00	32,000.00
104150 518100 FICA TAX EXPENSE	8,510.00	11,000.00	11,000.00
104150 518200 RETIREMENT EXPENSE	5,560.00	5,700.00	5,700.00
104150 518300 GROUP MED & LIFE INS	6,330.00	7,310.00	6,780.00
104150 518600 WORKER'S COMP INS	1,450.00	1,450.00	1,450.00
104150 519000 PROFESSIONAL SERVICES	500.00	50.00	50.00
104150 519200 LITIGATION EXPENSE	2,500.00	3,500.00	3,500.00
104150 526000 OFFICE SUPPLIES	500.00	1,000.00	1,000.00
104150 529900 SUPPLIES & MATERIALS	1,000.00	2,000.00	2,000.00
104150 532100 TELEPHONE	800.00	800.00	800.00
104150 532500 POSTAGE	500.00	500.00	500.00
104150 535200 R & M - EQUIPMENT	300.00	300.00	300.00
104150 539400 TRAVEL	2,400.00	4,000.00	4,000.00
104150 539500 TRAINING	400.00	1,800.00	1,800.00
104150 545600 LIAB/PROP INS & BONDS	350.00	350.00	350.00
104150 549100 DUES & SUBSCRIPTIONS	1,000.00	1,000.00	1,000.00
104150 569000 CONTRACTED SERVICES	6,110.00	6,110.00	6,110.00
104150 598060 DEPARTMENTAL CHGS-W/S	-67,260.00	-91,530.00	-91,530.00
104150 598700 REIMBURSE PLAN DEPT	9,780.00	10,120.00	10,120.00
TOTAL APPROPRIATION LEGAL DEPARTMENT	91,930.00	107,570.00	107,040.00

CITY OF HENDERSONVILLE

FY 2009-10 BUDGET

PUBLIC WORKS

APPROPRIATION SUMMARIES

<u>DEPARTMENTAL</u>	<u>FY 2007-08</u>	<u>FY 2008-09</u>	<u>FY 2009-10</u>
PERSONNEL COSTS	\$1,609,320	\$1,714,900	\$1,693,120
OPERATING COSTS	1,176,490	1,202,970	1,315,980
CAPITAL OUTLAY	<u>1,150,000</u>	<u>412,000</u>	<u>525,000</u>
TOTAL	\$3,935,810	\$3,329,870	\$3,534,100
 BUDGETED POSITIONS	 31	 31	 31

depsum5

CITY OF HENDERSONVILLE
 FISCAL YEAR 2009-10 BUDGET
 GENERAL FUND

PUBLIC WORKS-FLEET MAINTENANCE	FY 2008-09 BUDGET	FY 2009-10 MANAGER RECOMMEND	FY 2009-10 COUNCIL APPROVED
104250 512100 SALARIES & WAGES-REG	222,610.00	224,430.00	224,430.00
104250 512200 SALARIES & WAGES-O/T	3,000.00	2,960.00	2,960.00
104250 518100 FICA TAX EXPENSE	17,630.00	17,430.00	17,430.00
104250 518200 RETIREMENT EXPENSE	11,520.00	11,400.00	11,400.00
104250 518300 GROUP MED & LIFE INS	37,980.00	43,850.00	40,640.00
104250 518600 WORKER'S COMP INS	4,600.00	4,600.00	4,600.00
104250 518900 RETIREE INSURANCE	7,450.00	8,650.00	7,980.00
104250 519000 PROFESSIONAL SERVICES	400.00	400.00	400.00
104250 521200 UNIFORMS	4,000.00	4,300.00	4,300.00
104250 523000 MEDICAL SUPPLIES	400.00	400.00	400.00
104250 525100 GASOLINE & DIESEL	3,400.00	3,900.00	3,900.00
104250 525200 TIRES	30,000.00	30,000.00	30,000.00
104250 525300 VEHICLE PARTS	38,000.00	40,000.00	40,000.00
104250 525400 OIL, LUBRICATION, ETC	11,000.00	12,000.00	12,000.00
104250 526000 OFFICE SUPPLIES	500.00	1,000.00	1,000.00
104250 529900 SUPPLIES & MATERIALS	6,100.00	8,900.00	8,900.00
104250 532100 TELEPHONE	1,200.00	800.00	800.00
104250 533000 UTILITIES	14,500.00	14,500.00	14,500.00
104250 535100 R & M - BUILDINGS	5,500.00	2,000.00	2,000.00
104250 535200 R & M - EQUIPMENT	900.00	900.00	900.00
104250 535300 R & M - AUTO/TRUCKS	600.00	600.00	600.00
104250 545600 LIAB/PROP INS & BONDS	4,000.00	4,000.00	4,000.00

CITY OF HENDERSONVILLE
 FISCAL YEAR 2009-10 BUDGET
 GENERAL FUND

PUBLIC WORKS-FLEET MAINTENANCE	FY 2008-09 BUDGET	FY 2009-10 MANAGER RECOMMEND	FY 2009-10 COUNCIL APPROVED
-----	-----	-----	-----
104250 553000 CAP OUTLAY-NON DEPREC	14,000.00	9,000.00	9,000.00
104250 559900 CAP OUTLAY-OTHER IMPR	35,000.00	.00	.00
104250 598060 DEPT CHGS-PERSONNEL	-28,000.00	-28,000.00	-28,000.00
104250 598068 DEPT CHGS-PERSONNEL	-10,000.00	-10,000.00	-10,000.00
104250 598301 DEPT CHGS-OPERATING	-57,000.00	-56,000.00	-56,000.00
 TOTAL APPROPRIATION PUBLIC WORKS-FLEET MAINTENANCE	 379,290.00	 352,020.00	 348,140.00

CITY OF HENDERSONVILLE
FISCAL YEAR 2009-10 BUDGET
GENERAL FUND

PUB WORKS-BUILDING MAINTENANCE	FY 2008-09 BUDGET	FY 2009-10 MANAGER RECOMMEND	FY 2009-10 COUNCIL APPROVED

PUB WORKS-BUILDING MAINTENANCE			
104270 512100 SALARIES & WAGES-REG	120,660.00	123,160.00	123,160.00
104270 512200 SALARIES & WAGES-O/T	8,000.00	7,880.00	7,880.00
104270 512600 SALARIES & WAGES-TEMP	9,000.00	9,000.00	9,000.00
104270 518100 FICA TAX EXPENSE	10,020.00	10,260.00	10,260.00
104270 518200 RETIREMENT EXPENSE	6,100.00	6,250.00	6,250.00
104270 518300 GROUP MED & LIFE INS	18,990.00	21,920.00	20,320.00
104270 518600 WORKER'S COMP INS	3,300.00	3,300.00	3,300.00
104270 519000 PROFESSIONAL SERVICES	300.00	300.00	300.00
104270 521100 JANITORIAL SUPPLIES	11,000.00	10,000.00	10,000.00
104270 521200 UNIFORMS	1,500.00	1,700.00	1,700.00
104270 525100 GASOLINE & DIESEL	3,400.00	2,830.00	2,830.00
104270 525200 TIRES	400.00	400.00	400.00
104270 525300 VEHICLE PARTS	2,000.00	2,000.00	2,000.00
104270 525400 OIL, LUBRICATION, ETC	200.00	200.00	200.00
104270 527000 RESALE ITEMS-BOYD PK	1,000.00	1,000.00	1,000.00
104270 529900 SUPPLIES & MATERIALS	9,500.00	8,000.00	8,000.00
104270 532100 TELEPHONE	2,000.00	2,000.00	2,000.00
104270 533000 UTILITIES	68,250.00	70,000.00	70,000.00
104270 535100 R & M - BUILDINGS	36,109.50	15,000.00	15,000.00
104270 535200 R & M - EQUIPMENT	5,000.00	5,000.00	5,000.00
104270 535300 R & M - AUTO/TRUCKS	500.00	500.00	500.00

CITY OF HENDERSONVILLE
 FISCAL YEAR 2009-10 BUDGET
 GENERAL FUND

PUB WORKS-BUILDING MAINTENANCE	FY 2008-09 BUDGET	FY 2009-10 MANAGER RECOMMEND	FY 2009-10 COUNCIL APPROVED
104270 545600 LIAB/PROP INS & BONDS	3,000.00	3,000.00	3,000.00
104270 554000 CAP OUTLAY-MOTOR VEHS	.00	24,000.00	24,000.00
104270 555000 CAP OUTLAY-OTR EQUIP	.00	.00	.00
104270 559900 CAP OUTLAY-OTR IMPMTS	.00	6,000.00	6,000.00
104270 569000 CONTRACTED SERVICES	83,320.00	69,000.00	69,000.00
 TOTAL APPROPRIATION PUB WORKS-BUILDING MAINTENANCE	 403,549.50	 402,700.00	 401,100.00

CITY OF HENDERSONVILLE
 FISCAL YEAR 2009-10 BUDGET
 GENERAL FUND

PUBLIC WORKS-ADMINISTRATION	FY 2008-09 BUDGET	FY 2009-10 MANAGER RECOMMEND	FY 2009-10 COUNCIL APPROVED
104500 512100 SALARIES & WAGES-REG	179,600.00	192,510.00	192,510.00
104500 518100 FICA TAX EXPENSE	13,900.00	14,930.00	14,930.00
104500 518200 RETIREMENT EXPENSE	9,080.00	9,770.00	9,770.00
104500 518300 GROUP MED & LIFE INS	18,990.00	23,750.00	20,320.00
104500 518600 WORKER'S COMP INS	6,700.00	6,700.00	6,700.00
104500 518900 RETIREE INSURANCE	7,450.00	8,650.00	7,980.00
104500 519000 PROFESSIONAL SERVICES	600.00	600.00	600.00
104500 521200 UNIFORMS	800.00	800.00	800.00
104500 523000 MEDICAL SUPPLIES	1,400.00	1,500.00	1,500.00
104500 525100 GASOLINE & DIESEL	1,300.00	2,130.00	2,130.00
104500 525200 TIRES	400.00	400.00	400.00
104500 525300 VEHICLE PARTS	750.00	1,000.00	1,000.00
104500 525400 OIL, LUBRICATION, ETC	100.00	100.00	100.00
104500 526000 OFFICE SUPPLIES	5,000.00	5,000.00	5,000.00
104500 529900 SUPPLIES & MATERIALS	2,200.00	2,200.00	2,200.00
104500 532100 TELEPHONE	6,800.00	6,800.00	6,800.00
104500 532500 POSTAGE	500.00	500.00	500.00
104500 535200 R & M - EQUIPMENT	20,000.00	20,000.00	20,000.00
104500 535300 R & M - AUTO/TRUCKS	600.00	700.00	700.00
104500 537000 ADVERTISING	1,000.00	1,000.00	1,000.00
104500 539500 TRAINING	4,000.00	10,000.00	10,000.00
104500 545600 LIAB/PROP INS & BONDS	3,100.00	3,100.00	3,100.00

CITY OF HENDERSONVILLE
 FISCAL YEAR 2009-10 BUDGET
 GENERAL FUND

PUBLIC WORKS-ADMINISTRATION	FY 2008-09 BUDGET	FY 2009-10 MANAGER RECOMMEND	FY 2009-10 COUNCIL APPROVED
-----	-----	-----	-----
104500 549100 DUES & SUBSCRIPTIONS	1,200.00	1,200.00	1,200.00
104500 549400 H'VILLE TREE BOARD	6,000.00	6,000.00	6,000.00
104500 553000 CAP OUTLAY-NON DEPREC	.00	.00	.00
104500 569000 CONTRACTED SERVICES	3,430.00	1,000.00	1,000.00
104500 598800 DEPT CHGS - SALARIES	15,060.00	25,730.00	12,870.00
 TOTAL APPROPRIATION PUBLIC WORKS-ADMINISTRATION	 309,960.00	 346,070.00	 329,110.00

CITY OF HENDERSONVILLE
FISCAL YEAR 2009-10 BUDGET
GENERAL FUND

PUB WORKS-STREETS & HIGHWAYS	FY 2008-09 BUDGET	FY 2009-10 MANAGER RECOMMEND	FY 2009-10 COUNCIL APPROVED

PUB WORKS-STREETS & HIGHWAYS			
104510 512100 SALARIES & WAGES-REG	270,130.00	223,070.00	223,070.00
104510 512200 SALARIES & WAGES-O/T	14,000.00	13,800.00	13,800.00
104510 512900 SALARIES & WAGES-P/T	15,230.00	31,690.00	31,690.00
104510 518100 FICA TAX EXPENSE	23,310.00	22,810.00	22,810.00
104510 518200 RETIREMENT EXPENSE	13,660.00	13,330.00	13,330.00
104510 518300 GROUP MED & LIFE INS	56,970.00	65,770.00	60,960.00
104510 518600 WORKER'S COMP INS	5,500.00	5,500.00	5,500.00
104510 519000 PROFESSIONAL SERVICES	1,500.00	1,000.00	1,000.00
104510 521200 UNIFORMS	4,200.00	4,500.00	4,500.00
104510 524000 CONST & REPAIR SUPP	100,000.00	100,000.00	100,000.00
104510 525100 GASOLINE & DIESEL	20,600.00	23,250.00	23,250.00
104510 525200 TIRES	6,000.00	6,500.00	6,500.00
104510 525300 VEHICLE PARTS	40,000.00	40,000.00	40,000.00
104510 525400 OIL, LUBRICATION, ETC	2,000.00	2,000.00	2,000.00
104510 529900 SUPPLIES & MATERIALS	10,000.00	7,000.00	7,000.00
104510 535200 R & M - EQUIPMENT	7,000.00	7,000.00	7,000.00
104510 535300 R & M - AUTO/TRUCKS	7,000.00	7,000.00	7,000.00
104510 545600 LIAB/PROP INS & BONDS	3,000.00	5,600.00	5,600.00
104510 553000 CAP OUTLAY-NON DEPREC	5,000.00	.00	.00
104510 555000 CAP OUTLAY-OTR EQUIP	152,272.00	.00	.00
104510 558000 CAP OUTLAY-BUILDINGS	26,331.93	.00	.00

CITY OF HENDERSONVILLE
 FISCAL YEAR 2009-10 BUDGET
 GENERAL FUND

PUB WORKS-STREETS & HIGHWAYS	FY 2008-09 BUDGET	FY 2009-10 MANAGER RECOMMEND	FY 2009-10 COUNCIL APPROVED
-----	-----	-----	-----
104510 569000 CONTRACTED SERVICES	5,000.00	5,000.00	5,000.00
104510 598060 DEPARTMENTAL CHGS-W/S	-53,000.00	-50,000.00	-50,000.00
TOTAL APPROPRIATION PUB WORKS-STREETS & HIGHWAYS	735,703.93	534,820.00	530,010.00

CITY OF HENDERSONVILLE
 FISCAL YEAR 2009-10 BUDGET
 GENERAL FUND

POWELL BILL	FY 2008-09 BUDGET	FY 2009-10 MANAGER RECOMMEND	FY 2009-10 COUNCIL APPROVED
104511 524000 CONST & REPAIR SUPP	50,000.00	50,000.00	50,000.00
104511 525300 VEHICLE PARTS	2,000.00	2,000.00	2,000.00
104511 529900 SUPPLIES & MATERIALS	28,153.20	30,000.00	30,000.00
104511 535200 R & M - EQUIPMENT	3,500.00	3,500.00	3,500.00
104511 535400 R & M - STREET MAINT	231,706.40	300,000.00	300,000.00
104511 537000 ADVERTISING	200.00	200.00	200.00
104511 555000 CAP OUTLAY-OTR EQUIP	.00	9,000.00	9,000.00
104511 559900 CAP OUTLAY-OTR IMPMTS	.00	370,000.00	370,000.00
104511 569000 CONTRACTED SERVICES	28,293.60	30,000.00	30,000.00
TOTAL APPROPRIATION POWELL BILL	343,853.20	794,700.00	794,700.00

CITY OF HENDERSONVILLE
 FISCAL YEAR 2009-10 BUDGET
 GENERAL FUND

PUBLIC WORKS-TRAFFIC ENGINEER	FY 2008-09 BUDGET	FY 2009-10 MANAGER RECOMMEND	FY 2009-10 COUNCIL APPROVED

PUBLIC WORKS-TRAFFIC ENGINEER			
104520 512100 SALARIES & WAGES-REG	95,190.00	97,220.00	97,220.00
104520 512200 SALARIES & WAGES-O/T	6,000.00	5,910.00	5,910.00
104520 518100 FICA TAX EXPENSE	7,360.00	7,550.00	7,550.00
104520 518200 RETIREMENT EXPENSE	4,810.00	4,940.00	4,940.00
104520 518300 GROUP MED & LIFE INS	12,660.00	14,620.00	13,550.00
104520 518600 WORKER'S COMP INS	2,800.00	2,800.00	2,800.00
104520 518900 RETIREE INSURANCE	.00	8,650.00	7,980.00
104520 519000 PROFESSIONAL SERVICES	200.00	200.00	200.00
104520 521200 UNIFORMS	950.00	2,000.00	2,000.00
104520 525100 GASOLINE & DIESEL	1,850.00	2,530.00	2,530.00
104520 525200 TIRES	500.00	500.00	500.00
104520 525300 VEHICLE PARTS	1,200.00	1,200.00	1,200.00
104520 525400 OIL, LUBRICATION, ETC	200.00	200.00	200.00
104520 529900 SUPPLIES & MATERIALS	40,000.00	40,000.00	40,000.00
104520 533900 STREET & TRAFFIC LTS	174,000.00	175,000.00	175,000.00
104520 535300 R & M - AUTO/TRUCKS	400.00	400.00	400.00
104520 545600 LIAB/PROP INS & BONDS	900.00	900.00	900.00
TOTAL APPROPRIATION PUBLIC WORKS-TRAFFIC ENGINEER	349,020.00	364,620.00	362,880.00

CITY OF HENDERSONVILLE
FISCAL YEAR 2009-10 BUDGET
GENERAL FUND

PUB WORKS-GROUNDS MAINTENANCE	FY 2008-09 BUDGET	FY 2009-10 MANAGER RECOMMEND	FY 2009-10 COUNCIL APPROVED
104760 512100 SALARIES & WAGES-REG	265,780.00	269,030.00	269,030.00
104760 512200 SALARIES & WAGES-O/T	14,000.00	13,800.00	13,800.00
104760 512900 SALARIES & WAGES-P/T	24,530.00	31,690.00	31,690.00
104760 518100 FICA TAX EXPENSE	22,970.00	23,320.00	23,320.00
104760 518200 RETIREMENT EXPENSE	13,440.00	13,660.00	13,660.00
104760 518300 GROUP MED & LIFE INS	50,640.00	58,460.00	54,190.00
104760 518600 WORKER'S COMP INS	5,500.00	5,500.00	5,500.00
104760 519000 PROFESSIONAL SERVICES	6,600.00	600.00	600.00
104760 521200 UNIFORMS	3,800.00	4,000.00	4,000.00
104760 525100 GASOLINE & DIESEL	12,500.00	14,200.00	14,200.00
104760 525200 TIRES	1,300.00	1,300.00	1,300.00
104760 525300 VEHICLE PARTS	7,500.00	7,500.00	7,500.00
104760 525400 OIL, LUBRICATION, ETC	500.00	500.00	500.00
104760 529900 SUPPLIES & MATERIALS	16,000.00	12,000.00	12,000.00
104760 535200 R & M - EQUIPMENT	6,000.00	6,000.00	6,000.00
104760 535300 R & M - AUTO/TRUCKS	1,000.00	1,000.00	1,000.00
104760 545600 LIAB/PROP INS & BONDS	3,200.00	3,200.00	3,200.00
104760 555000 CAP OUTLAY-OTR EQUIP	49,374.00	.00	.00
104760 559900 CAP OUTLAY-OTR IMPMTS	39,449.00	453,000.00	101,000.00
104760 569000 CONTRACTED SERVICES	.00	.00	.00
104760 598400 REIMB PUB WORKS DEPT	-14,800.00	-2,500.00	-2,500.00
TOTAL APPROPRIATION PUB WORKS-GROUNDS MAINTENANCE	529,283.00	916,260.00	559,990.00

CITY OF HENDERSONVILLE
 FISCAL YEAR 2009-10 BUDGET
 GENERAL FUND

PUBLIC WORKS-PATTON POOL	FY 2008-09 BUDGET	FY 2009-10 MANAGER RECOMMEND	FY 2009-10 COUNCIL APPROVED

PUBLIC WORKS-PATTON POOL			
106170 512900 SALARIES & WAGES-P/T	109,310.00	109,860.00	109,860.00
106170 518100 FICA TAX EXPENSE	8,370.00	8,410.00	8,410.00
106170 518600 WORKER'S COMP INS	1,500.00	1,500.00	1,500.00
106170 519000 PROFESSIONAL SERVICES	600.00	600.00	600.00
106170 521200 UNIFORMS	2,400.00	2,400.00	2,400.00
106170 527000 PURCH FOR RESALE-POOL	10,000.00	11,000.00	11,000.00
106170 529900 SUPPLIES & MATERIALS	22,000.00	24,000.00	24,000.00
106170 533000 UTILITIES	23,100.00	24,600.00	24,600.00
106170 535100 R & M - BUILDINGS	13,100.00	6,000.00	6,000.00
106170 535200 R & M - EQUIPMENT	8,900.00	10,000.00	10,000.00
106170 545600 LIAB/PROP INS & BONDS	1,800.00	1,800.00	1,800.00
106170 553000 CAP OUTLAY-NON DEPREC	6,000.00	6,000.00	6,000.00
106170 559900 CAP OUTLAY-OTR IMPMTS	115,000.00	.00	.00
106170 569000 CONTRACTED SERVICES	2,000.00	2,000.00	2,000.00
 TOTAL APPROPRIATION PUBLIC WORKS-PATTON POOL	 324,080.00	 208,170.00	 208,170.00

CITY OF HENDERSONVILLE

FY 2009-10 BUDGET

POLICE DEPARTMENT

APPROPRIATION SUMMARIES

<u>DEPARTMENTAL</u>	<u>FY 2007-08</u>	<u>FY 2008-09</u>	<u>FY 2009-10</u>
PERSONNEL COSTS	\$2,945,920	\$3,057,340	\$3,126,370
OPERATING COSTS	424,570	510,810	470,870
CAPITAL OUTLAY	<u>218,000</u>	<u>209,000</u>	<u>72,000</u>
TOTAL	\$3,588,490	\$3,777,150	\$3,669,240
 BUDGETED POSITIONS	 49	 49	 49

depsum6

CITY OF HENDERSONVILLE
 FISCAL YEAR 2009-10 BUDGET
 GENERAL FUND

POLICE DEPARTMENT	FY 2008-09 BUDGET	FY 2009-10 MANAGER RECOMMEND	FY 2009-10 COUNCIL APPROVED
104310 512100 SALARIES & WAGES-REG	2,020,640.00	2,049,490.00	2,049,490.00
104310 512200 SALARIES & WAGES-O/T	90,000.00	71,370.00	71,370.00
104310 512300 SAL & WAGES-STANDBY	19,650.00	19,800.00	19,800.00
104310 512400 SAL & WAGES-COURT PAY	16,000.00	16,000.00	16,000.00
104310 512500 SAL & WAGES-CROSS GDS	23,250.00	21,490.00	21,490.00
104310 512700 SAL & WAGES-SEP ALLOW	55,900.00	55,500.00	55,500.00
104310 512800 SAL & WAGES-DRUG ENFR	12,000.00	12,000.00	12,000.00
104310 512900 SAL & WAGES-SRO GRANT	42,550.00	38,330.00	38,330.00
104310 513000 SAL & WAGES-AUX OFFS	40,950.00	43,720.00	43,720.00
104310 518100 FICA TAX EXPENSE	170,050.00	190,590.00	190,590.00
104310 518200 RETIREMENT EXPENSE	202,250.00	219,420.00	219,420.00
104310 518300 GROUP MED & LIFE INS	316,500.00	365,280.00	338,660.00
104310 518600 WORKER'S COMP INS	32,700.00	32,700.00	32,700.00
104310 518900 RETIREE INSURANCE	14,900.00	17,300.00	15,950.00
104310 519000 PROFESSIONAL SERVICES	2,000.00	2,000.00	2,000.00
104310 519300 PROF SERVICES-MEDICAL	9,850.00	11,650.00	11,650.00
104310 521200 UNIFORMS	32,500.00	35,500.00	35,500.00
104310 525100 GASOLINE & DIESEL	122,890.00	110,000.00	110,000.00
104310 525200 TIRES	6,750.00	8,500.00	8,500.00
104310 525300 VEHICLE PARTS	25,300.00	25,300.00	25,300.00
104310 525400 OIL, LUBRICATION, ETC	1,650.00	1,650.00	1,650.00
104310 526000 OFFICE SUPPLIES	15,000.00	15,000.00	15,000.00

CITY OF HENDERSONVILLE
 FISCAL YEAR 2009-10 BUDGET
 GENERAL FUND

POLICE DEPARTMENT	FY 2008-09 BUDGET	FY 2009-10 MANAGER RECOMMEND	FY 2009-10 COUNCIL APPROVED
104310 529900 SUPPLIES & MATERIALS	72,570.00	65,590.00	65,590.00
104310 532100 TELEPHONE	34,000.00	35,000.00	35,000.00
104310 532500 POSTAGE	2,300.00	2,300.00	2,300.00
104310 535200 R & M - EQUIPMENT	25,750.00	25,750.00	25,750.00
104310 535300 R & M - AUTO/TRUCKS	25,300.00	26,000.00	26,000.00
104310 537000 ADVERTISING	2,000.00	4,000.00	4,000.00
104310 539400 TRAVEL	28,300.00	19,370.00	19,370.00
104310 539500 TRAINING	13,850.00	8,010.00	8,010.00
104310 539600 SPEC DRUG ENFORCEMENT	8,000.00	8,000.00	8,000.00
104310 545600 LIAB/PROP INS & BONDS	53,500.00	54,700.00	54,700.00
104310 548400 D A R E PROGRAM	5,150.00	5,150.00	5,150.00
104310 548700 OUTREACH PROGRAM	2,700.00	2,700.00	2,700.00
104310 549100 DUES & SUBSCRIPTIONS	3,250.00	6,050.00	6,050.00
104310 553000 CAP OUTLAY-NON DEPREC	21,000.00	25,000.00	25,000.00
104310 554000 CAP OUTLAY-MOTOR VEHS	235,600.00	47,000.00	47,000.00
104310 569000 CONTRACTED SERVICES	1,200.00	.00	.00
 TOTAL APPROPRIATION POLICE DEPARTMENT	 3,807,750.00	 3,697,210.00	 3,669,240.00

CITY OF HENDERSONVILLE

FY 2009-10 BUDGET

FIRE DEPARTMENT

APPROPRIATION SUMMARIES

<u><i>DEPARTMENTAL</i></u>	<u><i>FY 2007-08</i></u>	<u><i>FY 2008-09</i></u>	<u><i>FY 2009-10</i></u>
PERSONNEL COSTS	\$1,117,620	\$1,201,230	\$1,220,590
OPERATING COSTS	426,930	477,010	482,210
CAPITAL OUTLAY	<u>16,000</u>	<u>0</u>	<u>0</u>
TOTAL	\$1,560,550	\$1,678,240	\$1,702,800
 BUDGETED POSITIONS	 17	 20	 20

depsum7

CITY OF HENDERSONVILLE
 FISCAL YEAR 2009-10 BUDGET
 GENERAL FUND

FIRE DEPARTMENT	FY 2008-09 BUDGET	FY 2009-10 MANAGER RECOMMEND	FY 2009-10 COUNCIL APPROVED
104340 512100 SALARIES & WAGES-REG	807,670.00	822,530.00	822,530.00
104340 512200 SALARIES & WAGES-O/T	31,750.00	41,630.00	41,630.00
104340 512600 SALARIES & WAGES-TEMP	17,500.00	23,500.00	23,500.00
104340 513000 SAL & WAGES-AUX OFFS	8,500.00	.00	.00
104340 518100 FICA TAX EXPENSE	62,080.00	64,030.00	64,030.00
104340 518200 RETIREMENT EXPENSE	40,580.00	41,850.00	41,850.00
104340 518300 GROUP MED & LIFE INS	126,600.00	146,100.00	135,470.00
104340 518600 WORKER'S COMP INS	46,400.00	46,400.00	46,400.00
104340 518900 RETIREE INSURANCE	52,150.00	69,230.00	55,810.00
104340 519000 PROFESSIONAL SERVICES	5,000.00	5,000.00	5,000.00
104340 521200 UNIFORMS	6,000.00	6,000.00	6,000.00
104340 521300 PROTECTIVE CLOTHING	6,000.00	6,000.00	6,000.00
104340 525100 GASOLINE & DIESEL	13,700.00	17,000.00	17,000.00
104340 525200 TIRES	4,000.00	4,000.00	4,000.00
104340 525300 VEHICLE PARTS	3,500.00	3,500.00	3,500.00
104340 525400 OIL, LUBRICATION, ETC	1,500.00	2,500.00	2,500.00
104340 526000 OFFICE SUPPLIES	3,000.00	3,000.00	3,000.00
104340 528000 EDUCATIONAL SUPPLIES	2,000.00	2,000.00	2,000.00
104340 529900 SUPPLIES & MATERIALS	16,000.00	16,000.00	16,000.00
104340 532100 TELEPHONE	8,500.00	9,000.00	9,000.00
104340 532500 POSTAGE	200.00	200.00	200.00
104340 533000 UTILITIES	13,000.00	13,000.00	13,000.00

CITY OF HENDERSONVILLE
 FISCAL YEAR 2009-10 BUDGET
 GENERAL FUND

FIRE DEPARTMENT	FY 2008-09 BUDGET	FY 2009-10 MANAGER RECOMMEND	FY 2009-10 COUNCIL APPROVED
104340 535100 R & M - BUILDINGS	3,000.00	6,200.00	6,200.00
104340 535200 R & M - EQUIPMENT	10,500.00	10,500.00	10,500.00
104340 535300 R & M - AUTO/TRUCKS	9,000.00	13,000.00	13,000.00
104340 537000 ADVERTISING	130.00	130.00	130.00
104340 539200 LAUNDRY	700.00	700.00	700.00
104340 539400 TRAVEL	1,500.00	1,500.00	1,500.00
104340 539500 TRAINING	4,500.00	4,500.00	4,500.00
104340 545600 LIAB/PROP INS & BONDS	12,180.00	13,000.00	13,000.00
104340 549100 DUES & SUBSCRIPTIONS	1,300.00	1,800.00	1,800.00
104340 553000 CAP OUTLAY-NON DEPREC	1,130.45	.00	.00
104340 569500 VOL FIRE DEPT REIMB	338,000.00	333,050.00	333,050.00
 TOTAL APPROPRIATION FIRE DEPARTMENT	 1,657,570.45	 1,726,850.00	 1,702,800.00

CITY OF HENDERSONVILLE

FY 2009-10 BUDGET

ZONING DEPARTMENT

APPROPRIATION SUMMARIES

<u>DEPARTMENTAL</u>	<u>FY 2007-08</u>	<u>FY 2008-09</u>	<u>FY 2009-10</u>
PERSONNEL COSTS	\$113,570	\$115,950	\$120,020
OPERATING COSTS	42,700	72,550	49,550
CAPITAL OUTLAY	<u>0</u>	<u>0</u>	<u>0</u>
TOTAL	\$156,270	\$188,500	\$169,570
 BUDGETED POSITIONS	 2	 2	 2

depsum8

CITY OF HENDERSONVILLE
 FISCAL YEAR 2009-10 BUDGET
 GENERAL FUND

ZONING DEPARTMENT	FY 2008-09 BUDGET	FY 2009-10 MANAGER RECOMMEND	FY 2009-10 COUNCIL APPROVED
104350 512100 SALARIES & WAGES-REG	90,160.00	92,930.00	92,930.00
104350 518100 FICA TAX EXPENSE	6,970.00	7,220.00	7,220.00
104350 518200 RETIREMENT EXPENSE	4,560.00	4,720.00	4,720.00
104350 518300 GROUP MED & LIFE INS	12,660.00	14,620.00	13,550.00
104350 518600 WORKER'S COMP INS	1,600.00	1,600.00	1,600.00
104350 519200 PROF SERVICES-LEGAL	3,000.00	3,000.00	3,000.00
104350 521200 UNIFORMS	700.00	700.00	700.00
104350 525100 GASOLINE & DIESEL	1,400.00	1,400.00	1,400.00
104350 525200 TIRES	400.00	400.00	400.00
104350 525300 VEHICLE PARTS	500.00	500.00	500.00
104350 525400 OIL, LUBRICATION, ETC	200.00	200.00	200.00
104350 526000 OFFICE SUPPLIES	2,500.00	3,000.00	3,000.00
104350 532100 TELEPHONE	3,500.00	3,500.00	3,500.00
104350 532500 POSTAGE	3,500.00	3,500.00	3,500.00
104350 535200 R & M - EQUIPMENT	100.00	100.00	100.00
104350 535300 R & M - AUTO/TRUCKS	350.00	350.00	350.00
104350 537000 ADVERTISING	3,659.14	400.00	400.00
104350 539400 TRAVEL	7,000.00	4,000.00	4,000.00
104350 539500 TRAINING	2,500.00	1,500.00	1,500.00
104350 545600 LIAB/PROP INS & BONDS	1,500.00	1,500.00	1,500.00
104350 549100 DUES & SUBSCRIPTIONS	500.00	500.00	500.00
104350 569400 CONT SERV-CONDM BLDGS	41,115.86	25,000.00	25,000.00
TOTAL APPROPRIATION ZONING DEPARTMENT	188,375.00	170,640.00	169,570.00

CITY OF HENDERSONVILLE

FY 2009-10 BUDGET

PLANNING DEPARTMENT

APPROPRIATION SUMMARIES

<u>DEPARTMENTAL</u>	<u>FY 2007-08</u>	<u>FY 2008-09</u>	<u>FY 2009-10</u>
PERSONNEL COSTS	\$158,590	\$167,940	\$192,430
OPERATING COSTS	194,920	156,620	48,300
CAPITAL OUTLAY	<u>0</u>	<u>0</u>	<u>0</u>
TOTAL	\$353,510	\$324,560	\$240,730
 BUDGETED POSITIONS	 2	 2	 3

depsum9

CITY OF HENDERSONVILLE
 FISCAL YEAR 2009-10 BUDGET
 GENERAL FUND

PLANNING DEPARTMENT	FY 2008-09 BUDGET	FY 2009-10 MANAGER RECOMMEND	FY 2009-10 COUNCIL APPROVED
104360 512100 SALARIES & WAGES-REG	134,770.00	148,180.00	148,180.00
104360 512900 SALARIES & WAGES-P/T	.00	.00	.00
104360 518100 FICA TAX EXPENSE	10,670.00	11,510.00	11,510.00
104360 518200 RETIREMENT EXPENSE	6,840.00	7,520.00	7,520.00
104360 518300 GROUP MED & LIFE INS	18,710.00	21,920.00	20,320.00
104360 518600 WORKER'S COMP INS	3,940.00	4,900.00	4,900.00
104360 519000 PROFESSIONAL SERVICES	139,870.01	40,000.00	40,000.00
104360 526000 OFFICE SUPPLIES	10,000.00	7,000.00	7,000.00
104360 532100 TELEPHONE	3,000.00	3,000.00	3,000.00
104360 532500 POSTAGE	1,800.00	1,800.00	1,800.00
104360 537000 ADVERTISING	6,000.00	6,000.00	6,000.00
104360 539400 TRAVEL	1,500.00	1,500.00	1,500.00
104360 539500 TRAINING	1,500.00	1,500.00	1,500.00
104360 545600 LIAB/PROP INS & BONDS	2,070.00	2,070.00	2,070.00
104360 549100 DUES & SUBSCRIPTIONS	750.00	750.00	750.00
104360 549500 HISTORIC PRESERVATION	10,000.00	10,000.00	10,000.00
104360 598010 DEPARTMENTAL CHGS-G/F	-24,460.00	-25,320.00	-25,320.00
TOTAL APPROPRIATION PLANNING DEPARTMENT	326,960.01	242,330.00	240,730.00

CITY OF HENDERSONVILLE

FY 2009-10 BUDGET

G/F -- OTHER APPROPRIATIONS

APPROPRIATION SUMMARIES

<u>OTHER APPROPRIATIONS</u>	<u>FY 2007-08</u>	<u>FY 2008-09</u>	<u>FY 2009-10</u>
NON-DEPARTMENTAL	\$837,850	\$826,470	\$693,280
SPECIAL APPROPRIATIONS	327,670	211,960	159,700
DEBT SERVICE	511,550	717,240	642,830
CONTINGENCIES	<u>150,000</u>	<u>150,000</u>	<u>150,000</u>
TOTAL	\$1,827,070	\$1,905,670	\$1,645,810

CITY OF HENDERSONVILLE
 FISCAL YEAR 2009-10 BUDGET
 GENERAL FUND

NON-DEPARTMENTAL	FY 2008-09 BUDGET	FY 2009-10 MANAGER RECOMMEND	FY 2009-10 COUNCIL APPROVED
109619 500023 SAFETY PROGRAM	.00	3,000.00	3,000.00
109619 500024 DRUG TESTING	3,000.00	3,000.00	3,000.00
109619 500028 EMPLOYEE ASSIST PROG	2,500.00	3,000.00	3,000.00
109619 500029 WELLNESS COMMITTEE	12,500.00	15,000.00	15,000.00
109619 500030 TUITION REIMBURSEMENT	3,000.00	3,000.00	3,000.00
109619 518500 STATE UNEMPLOYMNT INS	10,000.00	10,000.00	10,000.00
109619 518900 RETIREE INSURANCE	5,000.00	5,000.00	5,000.00
109619 519000 PROFESSIONAL SERVICES	10,000.00	10,000.00	10,000.00
109619 561100 CONTRIBUTION TO SWF	295,670.00	387,600.00	387,600.00
109619 561200 CONTRIBUTION TO WSF	100,880.00	100,880.00	100,880.00
109619 561300 CONTRIBUTION TO SPF	40,570.00	.00	.00
109619 561400 CONTRIBUTION TO 7TH	64,500.00	52,800.00	52,800.00
109619 561500 CONTR TO WASH CREEK	.00	.00	.00
109619 561700 CONTRIBUTION TO D/T	110,677.00	.00	.00
109619 561800 CONTRIBUTION TO OPEB	100,000.00	100,000.00	100,000.00
TOTAL APPROPRIATION NON-DEPARTMENTAL	758,297.00	693,280.00	693,280.00

CITY OF HENDERSONVILLE
 FISCAL YEAR 2009-10 BUDGET
 GENERAL FUND

SPECIAL APPROPRIATIONS	FY 2008-09 BUDGET	FY 2009-10 MANAGER RECOMMEND	FY 2009-10 COUNCIL APPROVED

SPECIAL APPROPRIATIONS			
109620 500012 TOTAL AMT REQUESTED	.00	171,500.00	.00
109620 500013 CHAMBER OF COMMERCE	10,000.00	.00	10,000.00
109620 500014 FLAT ROCK PLAYHOUSE	10,000.00	.00	.00
109620 500015 MAYORS COMMITTEE	2,000.00	.00	.00
109620 500016 HANDS ON GALLERY	.00	.00	5,000.00
109620 500017 HEND CO RESCUE SQUAD	8,000.00	.00	8,000.00
109620 500018 HERITAGE MUSEUM	10,000.00	.00	5,000.00
109620 500019 HEND CO DISPUTE CENTR	500.00	.00	.00
109620 500020 CONTR TO PUBLIC TRANS	68,000.00	.00	75,000.00
109620 500021 THE HEALING PLACE	500.00	.00	1,000.00
109620 500022 SISTER CITIES PROGRAM	1,500.00	.00	1,200.00
109620 500023 MEDICAL LOAN CLOSET	.00	.00	2,500.00
109620 500025 HEND CNTY PUB SCHOOLS	.00	30,000.00	30,000.00
109620 500026 CRIME STOPPERS PROGRM	500.00	.00	.00
109620 500027 BOYS & GIRLS CLUB	20,000.00	.00	12,000.00
109620 523200 MAINSTAY PROGRAM	500.00	.00	.00
109620 561300 REIMB HENDERSON CO	68,810.00	.00	.00
109620 561500 CONTR FRENCH BRD MPO	1,650.00	.00	.00
109620 561600 P'SHIP ECON DEVELOPMT	10,000.00	.00	10,000.00
TOTAL APPROPRIATION	211,960.00	201,500.00	159,700.00
SPECIAL APPROPRIATIONS			

CITY OF HENDERSONVILLE
 FISCAL YEAR 2009-10 BUDGET
 GENERAL FUND

DEBT SERVICE	FY 2008-09 BUDGET	FY 2009-10 MANAGER RECOMMEND	FY 2009-10 COUNCIL APPROVED
109621 573008 PRIN- 2008 S/WALK BDS	105,000.00	50,000.00	50,000.00
109621 573098 PRIN- 1998 S/WALK BDS	90,000.00	90,000.00	90,000.00
109621 573303 PRIN- CITY HALL RENOV	233,350.00	233,350.00	233,350.00
109621 574008 INT - 2008 S/WALK BDS	105,000.00	99,750.00	99,750.00
109621 574098 INT - 1998 S/WALK BDS	44,460.00	40,000.00	40,000.00
109621 574303 INT - CITY HALL RENOV	99,430.00	89,730.00	89,730.00
109621 575200 BANK SERVICE CHARGES	40,000.00	40,000.00	40,000.00
 TOTAL APPROPRIATION DEBT SERVICE	 717,240.00	 642,830.00	 642,830.00

CITY OF HENDERSONVILLE
 FISCAL YEAR 2009-10 BUDGET
 GENERAL FUND

CONTINGENCIES	FY 2008-09 BUDGET	FY 2009-10 MANAGER RECOMMEND	FY 2009-10 COUNCIL APPROVED

CONTINGENCIES			
109910 599100 CONTINGENCIES	150,000.00	150,000.00	150,000.00
TOTAL APPROPRIATION CONTINGENCIES	150,000.00	150,000.00	150,000.00

CITY OF HENDERSONVILLE

FY 2009-10 BUDGET

DOWNTOWN TAX DISTRICT

REVENUE SUMMARIES

<u>CATEGORY</u>	<u>FY 2007-08</u>	<u>FY 2008-09</u>	<u>FY 2009-10</u>
AD VALOREM TAXES	\$231,150	\$226,290	\$226,200
UNRESTRICTED REVENUE	0	100,620	100,600
INVESTMENT EARNINGS	<u>450</u>	<u>400</u>	<u>400</u>
SUBTOTAL	\$231,600	\$327,310	\$327,200
TRANSFER FROM GENERAL FUND	494,805	0	0
TRANSFER FROM CAPITAL RESERVE	258,900	0	0
FUND BALANCE APPROPRIATED	<u>53,670</u>	<u>123,190</u>	<u>27,300</u>
TOTAL	<u>\$1,038,975</u>	<u>\$450,500</u>	<u>\$354,500</u>

revsum1

CITY OF HENDERSONVILLE
 FISCAL YEAR 2009-10 BUDGET
 DOWNTOWN TAX DISTRICT

	FY 2008-09 BUDGET	FY 2009-10 MANAGER RECOMMEND	FY 2009-10 COUNCIL APPROVED
200010 410000 TAX REFUNDS	-100.00	-100.00	-100.00
200010 411100 TAX LATE LIST AFTER 2	100.00	100.00	100.00
200010 411300 TAX LL PRIOR 2008, AD	.00	.00	.00
200010 420101 AD VAL TAX - MTR VEHS	390.00	300.00	300.00
200010 420200 2002 AD VAL TAX - R/P	.00	.00	.00
200010 420300 2003 AD VAL TAX - R/P	.00	.00	.00
200010 420400 2004 AD VAL TAX - R/P	50.00	.00	.00
200010 420500 2005 AD VAL TAX - R/P	100.00	50.00	50.00
200010 420600 2006 AD VAL TAX - R/P	250.00	100.00	100.00
200010 420700 2007 AD VAL TAX - R/P	500.00	250.00	250.00
200010 420800 2008 AD VAL TAX - R/P	225,000.00	500.00	500.00
200010 420900 2009 AD VAL TAX - R/P	.00	225,000.00	225,000.00
200030 432300 S&U TAX REIMBURSEMENT	100,620.00	100,600.00	100,600.00
200070 483100 INTEREST INCOME	400.00	400.00	400.00
200090 498210 OPER TRANS FR GEN FD	110,677.00	.00	.00
200090 499200 FUND BALANCE APPROP	107,190.00	27,300.00	27,300.00
TOTAL REVENUE	545,177.00	354,500.00	354,500.00

CITY OF HENDERSONVILLE

FY 2009-10 BUDGET

DOWNTOWN TAX DISTRICT

APPROPRIATION SUMMARIES

<i><u>DEPARTMENTAL</u></i>	<i><u>FY 2007-08</u></i>	<i><u>FY 2008-09</u></i>	<i><u>FY 2009-10</u></i>
PERSONNEL COSTS	\$0	\$0	\$0
OPERATING COSTS	214,320	349,500	354,500
CAPITAL OUTLAY	<u>824,655</u>	<u>101,000</u>	<u>0</u>
TOTAL	<u>\$1,038,975</u>	<u>\$450,500</u>	<u>\$354,500</u>

CITY OF HENDERSONVILLE
 FISCAL YEAR 2009-10 BUDGET
 DOWNTOWN TAX DISTRICT

DOWNTOWN TAX DISTRICT	FY 2008-09 BUDGET	FY 2009-10 MANAGER RECOMMEND	FY 2009-10 COUNCIL APPROVED
204750 519100 AUDIT FEES	1,000.00	1,000.00	1,000.00
204750 529900 SUPPLIES & MATERIALS	14,000.00	14,000.00	14,000.00
204750 533000 UTILITIES	15,000.00	15,000.00	15,000.00
204750 535100 R & M - BUILDINGS	1,500.00	1,500.00	1,500.00
204750 553000 CAP OUTLAY-NON DEPREC	16,000.00	.00	.00
204750 559900 CAP OUTLAY-OTR IMPMTS	28,000.00	.00	.00
204750 560300 MAIN ST DEVELOP PROGM	110,000.00	100,000.00	100,000.00
204750 561600 MAIN STREET PARADE	2,000.00	2,000.00	2,000.00
204750 569000 CONTRACTED SERVICES	302,677.00	125,000.00	125,000.00
204750 575320 OPER TRAN TO GEN FD	75,000.00	100,000.00	100,000.00
204750 598400 REIMB PUB WORKS DEPT	-4,000.00	-4,000.00	-4,000.00
TOTAL APPROPRIATION DOWNTOWN TAX DISTRICT	561,177.00	354,500.00	354,500.00

CITY OF HENDERSONVILLE

FY 2009-10 BUDGET

SEVENTH AVENUE TAX DISTRICT

REVENUE SUMMARIES

<u>CATEGORY</u>	<u>FY 2007-08</u>	<u>FY 2008-09</u>	<u>FY 2009-10</u>
AD VALOREM TAXES	\$7,400	\$7,900	\$8,100
UNRESTRICTED REVENUE	0	2,580	2,500
INVESTMENT EARNINGS	<u>200</u>	<u>200</u>	<u>100</u>
SUBTOTAL	\$7,600	\$10,680	\$10,700
TRANSFER FROM GENERAL FUND	0	78,920	52,800
FUND BALANCE APPROPRIATED	<u>(3,800)</u>	<u>14,400</u>	<u>0</u>
TOTAL	<u>\$3,800</u>	<u>\$104,000</u>	<u>\$63,500</u>

revsum1a

CITY OF HENDERSONVILLE
FISCAL YEAR 2009-10 BUDGET
SEVENTH AVENUE DISTRICT

	FY 2008-09 BUDGET	FY 2009-10 MANAGER RECOMMEND	FY 2009-10 COUNCIL APPROVED
210010 411100 TAX LATE LIST AFTER 2	50.00	50.00	50.00
210010 411300 TAX LL PRIOR 2008, AD	.00	.00	.00
210010 420101 AD VAL TAX - MTR VEHS	400.00	.00	.00
210010 420400 2004 AD VAL TAX - R/P	50.00	.00	.00
210010 420500 2005 AD VAL TAX - R/P	50.00	50.00	50.00
210010 420600 2006 AD VAL TAX - R/P	50.00	50.00	50.00
210010 420700 2007 AD VAL TAX - R/P	100.00	50.00	50.00
210010 420800 2008 AD VAL TAX - R/P	7,200.00	100.00	100.00
210010 420900 2009 AD VAL TAX - R/P	.00	7,800.00	7,800.00
210030 432300 S&U TAX REIMBURSEMENT	2,580.00	2,500.00	2,500.00
210070 483100 INTEREST INCOME	200.00	100.00	100.00
210090 498210 OPER TRANS FR GEN FD	64,500.00	52,800.00	52,800.00
210090 499200 FUND BALANCE APPROP	14,400.00	.00	.00
 TOTAL REVENUE	 89,580.00	 63,500.00	 63,500.00

CITY OF HENDERSONVILLE

FY 2009-10 BUDGET

SEVENTH AVENUE TAX DISTRICT

APPROPRIATION SUMMARIES

<u>DEPARTMENTAL</u>	<u>FY 2007-08</u>	<u>FY 2008-09</u>	<u>FY 2009-10</u>
PERSONNEL COSTS	\$0	\$0	\$0
OPERATING COSTS	3,800	104,000	63,500
CAPITAL OUTLAY	<u>0</u>	<u>0</u>	<u>0</u>
TOTAL	<u>\$3,800</u>	<u>\$104,000</u>	<u>\$63,500</u>

depsum11a

CITY OF HENDERSONVILLE
 FISCAL YEAR 2009-10 BUDGET
 SEVENTH AVENUE DISTRICT

SEVENTH AVENUE DISTRICT	FY 2008-09 BUDGET	FY 2009-10 MANAGER RECOMMEND	FY 2009-10 COUNCIL APPROVED
214751 529900 SUPPLIES & MATERIALS	17,500.00	1,000.00	1,000.00
214751 533900 STREET/TRAFFIC LIGHTS	1,350.00	5,000.00	5,000.00
214751 555000 CAP OUTLAY-OTR EQUIP	21,640.00	.00	.00
214751 560210 CONTR TO GENERAL FUND	.00	.00	.00
214751 560500 7TH AVE DEVELOP PROGM	20,000.00	57,500.00	57,500.00
214751 569000 CONTRACTED SERVICES	29,090.00	.00	.00
TOTAL APPROPRIATION SEVENTH AVENUE DISTRICT	89,580.00	63,500.00	63,500.00

CITY OF HENDERSONVILLE

FY 2009-10 BUDGET

CAPITAL RESERVE FUND

REVENUE SUMMARIES

<u>DEPARTMENTAL</u>	<u>FY 2007-08</u>	<u>FY 2008-09</u>	<u>FY 2009-10</u>
INTEREST INCOME - GENERAL FUND	\$10,000	\$50,000	\$10,000
INTEREST INCOME - WATER & SEWER	<u>20,000</u>	<u>50,000</u>	<u>1,000</u>
TOTAL	<u>\$30,000</u>	<u>\$100,000</u>	<u>\$11,000</u>

depsum10a

CITY OF HENDERSONVILLE

FY 2009-10 BUDGET

CAPITAL RESERVE FUND

APPROPRIATION SUMMARIES

<u>DEPARTMENTAL</u>	<u>FY 2007-08</u>	<u>FY 2008-09</u>	<u>FY 2009-10</u>
TRANSFER TO GENERAL FUND	(865,000)	(552,760)	(361,070)
TRANSFER TO DOWNTOWN FUND	(258,900)	0	0
TRANSFER TO WATER & SEWER	(3,873,000)	(625,000)	(859,000)
TRANSFER FROM WATER & SEWER	550,000	550,000	550,000
FUND BALANCE - GENERAL FUND	1,113,900	502,760	351,070
FUND BALANCE - WATER & SEWER	<u>3,303,000</u>	<u>25,000</u>	<u>308,000</u>
TOTAL	<u>(\$30,000)</u>	<u>(\$100,000)</u>	<u>(\$11,000)</u>

depsum10b

CITY OF HENDERSONVILLE
 FISCAL YEAR 2009-10 BUDGET
 CAPITAL RESERVE FUND - G/F

	FY 2008-09 BUDGET	FY 2009-10 MANAGER RECOMMEND	FY 2009-10 COUNCIL APPROVED

250070 483100 INTEREST INCOME - G/F	50,000.00	10,000.00	10,000.00
TOTAL REVENUE	50,000.00	10,000.00	10,000.00
250090 498010 OPER TRANS TO GEN FD	552,760.00	723,070.00	361,070.00
250090 498210 OPER TRANS FR GEN FD	.00	.00	.00
250090 499200 FUND BAL APPROP - G/F	-502,960.00	-713,070.00	-351,070.00
TOTAL REVENUE	49,800.00	10,000.00	10,000.00

CITY OF HENDERSONVILLE
 FISCAL YEAR 2009-10 BUDGET
 CAPITAL RESERVE FUND - W/S

	FY 2008-09 BUDGET	FY 2009-10 MANAGER RECOMMEND	FY 2009-10 COUNCIL APPROVED
660070 483160 INTEREST INCOME - W/S	50,000.00	1,000.00	1,000.00
TOTAL REVENUE	50,000.00	1,000.00	1,000.00
660090 498060 OPER TRANS TO W/S FD	625,000.00	859,000.00	859,000.00
660090 498260 OPER TRANS FR W/S FD	-550,000.00	-550,000.00	-550,000.00
660090 499200 FUND BAL APPROP - W/S	-25,000.00	-308,000.00	-308,000.00
TOTAL REVENUE	50,000.00	1,000.00	1,000.00

CITY OF HENDERSONVILLE

FY 2009-10 BUDGET

WATER & SEWER FUND

REVENUE SUMMARIES

<u>CATEGORY</u>	<u>FY 2007-08</u>	<u>FY 2008-09</u>	<u>FY 2009-10</u>
WATER SALES	\$7,202,000	\$7,503,000	\$7,703,000
SEWER CHARGES	4,100,000	4,390,000	4,090,000
WATER PERMITS & FEES	762,300	721,000	421,000
SEWER PERMITS & FEES	271,500	265,000	135,000
INVESTMENT EARNINGS	260,000	260,000	203,000
MISCELLANEOUS INCOME	<u>20,900</u>	<u>5,900</u>	<u>6,300</u>
SUBTOTAL	\$12,616,700	\$13,144,900	\$12,558,300
FUND BALANCE APPROPRIATED	7,913,098	5,073,872	447,770
FUND BALANCE - WTP UPGRADE	2,000,000	4,100,000	3,610,000
OPERATING TRANSFERS	<u>3,973,880</u>	<u>725,880</u>	<u>959,880</u>
TOTAL	<u>\$26,503,678</u>	<u>\$23,044,652</u>	<u>\$17,575,950</u>

revsum2

CITY OF HENDERSONVILLE
 FISCAL YEAR 2009-10 BUDGET
 WATER AND SEWER FUND

	FY 2008-09 BUDGET	FY 2009-10 MANAGER RECOMMEND	FY 2009-10 COUNCIL APPROVED
600012 451100 WATER SALES - GENERAL	7,500,000.00	7,700,000.00	7,700,000.00
600012 451200 WATER SALES - MISCELL	3,000.00	3,000.00	3,000.00
600013 451300 SEWER CHARGES	4,300,000.00	4,000,000.00	4,000,000.00
600013 451400 SEPTIC TANK DISPOSAL	90,000.00	90,000.00	90,000.00
600050 445200 WATER PERMITS & FEES	6,000.00	6,000.00	6,000.00
600050 452100 WATER TAP FEES	250,000.00	160,000.00	160,000.00
600050 452300 RECONNECT SERVICE CHG	15,000.00	15,000.00	15,000.00
600050 452400 TURN ON SERVICE CHG	40,000.00	40,000.00	40,000.00
600050 452500 WATER SYS DEV CHARGES	410,000.00	200,000.00	200,000.00
600055 453000 SEWER PERMITS & FEES	3,000.00	3,000.00	3,000.00
600055 453100 SEWER TAP FEES	16,000.00	11,000.00	11,000.00
600055 453200 SEWER CUSTOMER PART	5,000.00	5,000.00	5,000.00
600055 453300 SEWER BILLING SERVICE	8,000.00	8,000.00	8,000.00
600055 453400 SEWER SURCHARGES	5,000.00	5,000.00	5,000.00
600055 453500 SEWER SYS DEV CHARGES	225,000.00	100,000.00	100,000.00
600055 453600 SWR PRETREAT COST REC	3,000.00	3,000.00	3,000.00
600070 483100 INTEREST INCOME	250,000.00	200,000.00	200,000.00
600070 483102 INT INCOME-SWEEP ACCT	10,000.00	3,000.00	3,000.00
600080 443660 SALE OF F/ASSETS-W/S	100.00	500.00	500.00
600080 443800 DISCOUNTS EARNED	800.00	800.00	800.00
600080 443900 MISCELLANEOUS INCOME	5,000.00	5,000.00	5,000.00
600090 498210 OPER TRANS FR GEN FD	100,880.00	100,880.00	100,880.00

CITY OF HENDERSONVILLE
 FISCAL YEAR 2009-10 BUDGET
 WATER AND SEWER FUND

	FY 2008-09 BUDGET	FY 2009-10 MANAGER RECOMMEND	FY 2009-10 COUNCIL APPROVED
600090 499100 PROCEEDS OF DEBT	1,437,000.00	.00	.00
600090 499200 FUND BALANCE APPROP	3,385,967.00	639,870.00	447,770.00
600090 499201 FUND BALANCE - WTP RE	.00	3,610,000.00	3,610,000.00
600090 499800 OPER TRANS FR CR FUND	625,000.00	859,000.00	859,000.00
TOTAL REVENUE	18,693,747.00	17,768,050.00	17,575,950.00

CITY OF HENDERSONVILLE

FY 2009-10 BUDGET

WATER & SEWER FUND

APPROPRIATION SUMMARIES

<u>DEPARTMENTAL</u>	<u>FY 2007-08</u>	<u>FY 2008-09</u>	<u>FY 2009-10</u>
PERSONNEL COSTS	\$3,673,390	\$3,958,840	\$4,064,840
OPERATING COSTS	4,128,870	4,243,110	3,978,900
CAPITAL OUTLAY	<u>8,504,188</u>	<u>6,291,640</u>	<u>1,965,300</u>
SUBTOTAL	\$16,306,448	\$14,493,590	\$10,009,040
NON-DEPARTMENTAL	7,154,660	5,492,822	4,794,480
SPECIAL APPROPRIATIONS	15,000	0	0
DEBT SERVICE	2,827,570	2,858,240	2,572,430
CONTINGENCIES	<u>200,000</u>	<u>200,000</u>	<u>200,000</u>
TOTAL	<u>\$26,503,678</u>	<u>\$23,044,652</u>	<u>\$17,575,950</u>
 BUDGETED POSITIONS	 67	 68	 68

depsum24

CITY OF HENDERSONVILLE

FY 2009-10 BUDGET

WATER & SEWER ADMINISTRATION

APPROPRIATION SUMMARIES

<u>DEPARTMENTAL</u>	<u>FY 2007-08</u>	<u>FY 2008-09</u>	<u>FY 2009-10</u>
PERSONNEL COSTS	\$156,110	\$202,670	\$199,540
OPERATING COSTS	176,180	191,450	161,500
CAPITAL OUTLAY	<u>0</u>	<u>8,600</u>	<u>0</u>
TOTAL	\$332,290	\$402,720	\$361,040
BUDGETED POSITIONS	2	3	3

depsum12

CITY OF HENDERSONVILLE
 FISCAL YEAR 2009-10 BUDGET
 WATER AND SEWER FUND

WATER & SEWER ADMINISTRATION	FY 2008-09 BUDGET	FY 2009-10 MANAGER RECOMMEND	FY 2009-10 COUNCIL APPROVED
607110 512100 SALARIES & WAGES-REG	166,640.00	162,300.00	162,300.00
607110 512600 SALARIES & WAGES-TEMP	2,000.00	.00	.00
607110 518100 FICA TAX EXPENSE	13,600.00	12,300.00	12,300.00
607110 518200 RETIREMENT EXPENSE	8,300.00	8,100.00	8,100.00
607110 518300 GROUP MED & LIFE INS	18,990.00	21,920.00	20,320.00
607110 518600 WORKER'S COMP INS	5,100.00	9,700.00	9,700.00
607110 519000 PROF SERVICES	27,500.00	30,000.00	30,000.00
607110 519400 PROF SERVICES-ENGRING	1,012.00	20,000.00	20,000.00
607110 521100 JANITORIAL SUPPLIES	5,500.00	6,000.00	6,000.00
607110 521200 UNIFORMS	100.00	100.00	100.00
607110 525100 GASOLINE & DIESEL	1,000.00	1,350.00	1,350.00
607110 526000 OFFICE SUPPLIES	3,200.00	3,200.00	3,200.00
607110 529900 SUPPLIES & MATERIALS	800.00	600.00	600.00
607110 532100 TELEPHONE	2,800.00	2,500.00	2,500.00
607110 532500 POSTAGE	250.00	300.00	300.00
607110 533000 UTILITIES	40,000.00	42,500.00	42,500.00
607110 535100 R & M - BUILDINGS	1,881.00	3,000.00	3,000.00
607110 535200 R & M - EQUIPMENT	500.00	500.00	500.00
607110 535300 R & M -AUTO/TRUCKS	250.00	500.00	500.00
607110 537000 ADVERTISING	500.00	1,000.00	1,000.00
607110 539400 TRAVEL	1,576.00	1,600.00	1,600.00
607110 539500 TRAINING	805.00	1,800.00	1,800.00

CITY OF HENDERSONVILLE
 FISCAL YEAR 2009-10 BUDGET
 WATER AND SEWER FUND

WATER & SEWER ADMINISTRATION	FY 2008-09 BUDGET	FY 2009-10 MANAGER RECOMMEND	FY 2009-10 COUNCIL APPROVED
607110 545600 LIAB/PROP INS & BONDS	1,200.00	1,200.00	1,200.00
607110 549100 DUES & SUBSCRIPTIONS	200.00	250.00	250.00
607110 555000 CAP OUTLAY-OTR EQUIP	7,088.00	.00	.00
607110 569000 CONTRACTED SERVICES	59,768.00	45,100.00	45,100.00
607110 598010 DEPARTMENTAL CHGS-G/F	-15,060.00	-13,180.00	-13,180.00
 TOTAL APPROPRIATION WATER & SEWER ADMINISTRATION	 355,500.00	 362,640.00	 361,040.00

CITY OF HENDERSONVILLE

FY 2009-10 BUDGET

WATER & SEWER FINANCE

APPROPRIATION SUMMARIES

<u>DEPARTMENTAL</u>	<u>FY 2007-08</u>	<u>FY 2008-09</u>	<u>FY 2009-10</u>
PERSONNEL COSTS	\$461,900	\$478,600	\$481,420
OPERATING COSTS	340,390	349,200	401,200
CAPITAL OUTLAY	<u>2,000</u>	<u>2,000</u>	<u>2,000</u>
TOTAL	\$804,290	\$829,800	\$884,620

depsum13

CITY OF HENDERSONVILLE
 FISCAL YEAR 2009-10 BUDGET
 WATER AND SEWER FUND

W & S FINANCE	FY 2008-09 BUDGET	FY 2009-10 MANAGER RECOMMEND	FY 2009-10 COUNCIL APPROVED
607113 519000 PROFESSIONAL SERVICES	30,000.00	30,000.00	30,000.00
607113 519100 PROF SERVICES - AUDIT	20,000.00	20,000.00	20,000.00
607113 526000 OFFICE SUPPLIES	102,118.64	110,000.00	110,000.00
607113 532100 TELEPHONE	3,000.00	3,000.00	3,000.00
607113 532500 POSTAGE	141,861.67	145,000.00	145,000.00
607113 535200 R & M - EQUIPMENT	4,500.00	4,500.00	4,500.00
607113 539400 TRAVEL	200.00	200.00	200.00
607113 539500 TRAINING	3,000.00	3,000.00	3,000.00
607113 545600 LIAB/PROP INS & BONDS	3,000.00	3,000.00	3,000.00
607113 549200 UNCOLLECTIBLE ACCOUNT	30,000.00	30,000.00	30,000.00
607113 549300 CASH SHORT/OVER	500.00	500.00	500.00
607113 553000 CAP OUTLAY-NON DEPREC	2,000.00	2,000.00	2,000.00
607113 569000 CONTRACTED SERVICES	7,000.00	7,000.00	7,000.00
607113 598800 DEPT CHGS - PERSONNEL	478,600.00	481,420.00	481,420.00
607113 598801 DEPT CHGS - OPERATING	35,000.00	45,000.00	45,000.00
TOTAL APPROPRIATION W & S FINANCE	860,780.31	884,620.00	884,620.00

CITY OF HENDERSONVILLE

FY 2009-10 BUDGET

FACILITIES MAINTENANCE

APPROPRIATION SUMMARIES

<u>DEPARTMENTAL</u>	<u>FY 2007-08</u>	<u>FY 2008-09</u>	<u>FY 2009-10</u>
PERSONNEL COSTS	\$349,370	\$382,620	\$372,120
OPERATING COSTS	360,550	389,100	413,500
CAPITAL OUTLAY	<u>317,040</u>	<u>290,310</u>	<u>352,000</u>
TOTAL	\$1,026,960	\$1,062,030	\$1,137,620
 BUDGETED POSITIONS	 6	 6	 6

depsum16

CITY OF HENDERSONVILLE
 FISCAL YEAR 2009-10 BUDGET
 WATER AND SEWER FUND

FACILITIES MAINTENANCE	FY 2008-09 BUDGET	FY 2009-10 MANAGER RECOMMEND	FY 2009-10 COUNCIL APPROVED
607123 512100 SALARIES & WAGES-REG	277,270.00	264,200.00	264,200.00
607123 512200 SALARIES & WAGES-O/T	15,000.00	10,000.00	10,000.00
607123 518100 FICA TAX EXPENSE	20,150.00	20,100.00	20,100.00
607123 518200 RETIREMENT EXPENSE	13,170.00	13,200.00	13,200.00
607123 518300 GROUP MED & LIFE INS	37,980.00	43,850.00	40,640.00
607123 518600 WORKER'S COMP INS	7,600.00	16,000.00	16,000.00
607123 518900 RETIREE INSURANCE	7,450.00	8,650.00	7,980.00
607123 519000 PROFESSIONAL SERVICES	1,000.00	1,000.00	1,000.00
607123 521200 UNIFORMS	2,500.00	2,800.00	2,800.00
607123 525100 GASOLINE & DIESEL	9,500.00	10,000.00	10,000.00
607123 529900 SUPPLIES & MATERIALS	13,000.00	16,500.00	16,500.00
607123 533000 UTILITIES	180,000.00	225,000.00	225,000.00
607123 535100 R & M - BUILDINGS	4,000.00	6,000.00	6,000.00
607123 535200 R & M - EQUIPMENT	40,000.00	42,000.00	42,000.00
607123 535300 R & M - AUTO/TRUCKS	6,000.00	7,400.00	7,400.00
607123 539400 TRAVEL	.00	800.00	800.00
607123 539500 TRAINING	800.00	800.00	800.00
607123 543900 RENT - EQUIPMENT	2,500.00	4,000.00	4,000.00
607123 545600 LIAB/PROP INS & BONDS	10,000.00	10,000.00	10,000.00
607123 549100 DUES & SUBSCRIPTIONS	1,000.00	1,000.00	1,000.00
607123 553000 CAP OUTLAY-NON DEPREC	24,613.00	.00	.00
607123 554000 CAP OUTLAY-MTR VEHS	18,960.00	.00	.00

CITY OF HENDERSONVILLE
 FISCAL YEAR 2009-10 BUDGET
 WATER AND SEWER FUND

FACILITIES MAINTENANCE	FY 2008-09 BUDGET	FY 2009-10 MANAGER RECOMMEND	FY 2009-10 COUNCIL APPROVED
607123 555000 CAP OUTLAY-OTR EQUIP	39,700.00	22,000.00	22,000.00
607123 556000 CAP OUTLAY-MTRZED EQ	15,900.00	.00	.00
607123 559900 CAP OUTLAY-OTHER IMPR	211,000.00	330,000.00	330,000.00
607123 569000 CONTRACTED SERVICES	84,000.00	66,200.00	66,200.00
607123 595800 CUSTOMER PARTICIPATE	20,000.00	20,000.00	20,000.00
 TOTAL APPROPRIATION FACILITIES MAINTENANCE	 1,063,093.00	 1,141,500.00	 1,137,620.00

CITY OF HENDERSONVILLE

FY 2009-10 BUDGET

WATER TREATMENT PLANT

APPROPRIATION SUMMARIES

<u>DEPARTMENTAL</u>	<u>FY 2007-08</u>	<u>FY 2008-09</u>	<u>FY 2009-10</u>
PERSONNEL COSTS	\$517,360	\$523,850	\$576,510
OPERATING COSTS	1,168,555	1,229,200	961,350
CAPITAL OUTLAY	<u>492,420</u>	<u>457,500</u>	<u>4,300</u>
TOTAL	\$2,178,335	\$2,210,550	\$1,542,160
BUDGETED POSITIONS	11	11	11

depsum17

CITY OF HENDERSONVILLE
 FY 2009-10 BUDGET REQUEST
 WATER AND SEWER FUND

	FY 2008-09 BUDGET	FY 2009-10 MANAGER RECOMMEND	FY 2009-10 COUNCIL APPROVED
607124 512100 SALARIES & WAGES-REG	380,720.00	415,200.00	415,200.00
607124 512200 SALARIES & WAGES-O/T	10,000.00	9,000.00	9,000.00
607124 518100 FICA TAX EXPENSE	29,500.00	31,900.00	31,900.00
607124 518200 RETIREMENT EXPENSE	19,500.00	20,900.00	20,900.00
607124 518300 GROUP MED & LIFE INS	69,630.00	80,380.00	74,510.00
607124 518600 WORKER'S COMP INS	14,500.00	25,000.00	25,000.00
607124 519000 PROFESSIONAL SERVICES	5,000.00	.00	.00
607124 519400 PROF SERVICES-ENGRING	26,000.00	5,000.00	5,000.00
607124 521100 JANITORIAL SUPPLIES	2,000.00	2,500.00	2,500.00
607124 521200 UNIFORMS	5,500.00	5,500.00	5,500.00
607124 523000 MEDICAL SUPPLIES	500.00	250.00	250.00
607124 525100 GASOLINE & DIESEL	4,750.00	5,500.00	5,500.00
607124 526000 OFFICE SUPPLIES	1,700.00	1,600.00	1,600.00
607124 526100 LABORATORY SUPPLIES	16,000.00	22,000.00	22,000.00
607124 529000 CHEMICALS	292,793.86	290,000.00	290,000.00
607124 529900 SUPPLIES & MATERIALS	20,000.00	20,000.00	20,000.00
607124 532100 TELEPHONE	4,000.00	4,200.00	4,200.00
607124 532500 POSTAGE	4,000.00	1,000.00	1,000.00
607124 533000 UTILITIES	275,000.00	250,000.00	250,000.00
607124 535100 R & M - BUILDINGS	3,500.00	5,000.00	5,000.00
607124 535200 R & M - EQUIPMENT	50,000.00	50,000.00	50,000.00
607124 535300 R & M - AUTO/TRUCKS	5,500.00	4,000.00	4,000.00

CITY OF HENDERSONVILLE
 FY 2009-10 BUDGET REQUEST
 WATER AND SEWER FUND

	FY 2008-09 BUDGET	FY 2009-10 MANAGER RECOMMEND	FY 2009-10 COUNCIL APPROVED
607124 539400 TRAVEL	1,200.00	1,800.00	1,800.00
607124 539500 TRAINING & TRAVEL	3,000.00	3,800.00	3,800.00
607124 545600 LIAB/PROP INS & BONDS	8,000.00	8,000.00	8,000.00
607124 549100 DUES & SUBSCRIPTIONS	7,200.00	7,200.00	7,200.00
607124 554000 CAP OUTLAY-MOTOR VEHS	.00	4,300.00	4,300.00
607124 555000 CAP OUTLAY-OTR EQUIP	9,500.00	.00	.00
607124 559900 CAP OUTLAY-OTR IMPMTS	784,952.30	.00	.00
607124 569000 CONTRACTED SERVICES	446,000.00	272,000.00	272,000.00
607124 569100 SLUDGE MANAGEMENT	2,000.00	2,000.00	2,000.00
 TOTAL APPROPRIATION	 2,501,946.16	 1,548,030.00	 1,542,160.00

CITY OF HENDERSONVILLE

FY 2009-10 BUDGET

SHOP OPERATIONS

APPROPRIATION SUMMARIES

<u>DEPARTMENTAL</u>	<u>FY 2007-08</u>	<u>FY 2008-09</u>	<u>FY 2009-10</u>
PERSONNEL COSTS	\$616,300	\$659,980	\$692,710
OPERATING COSTS	120,464	127,700	123,700
CAPITAL OUTLAY	<u>53,762</u>	<u>62,800</u>	<u>0</u>
TOTAL	\$790,526	\$850,480	\$816,410

BUDGETED POSITIONS	14	14	14
-----------------------	----	----	----

depsum18

CITY OF HENDERSONVILLE
FISCAL YEAR 2009-10 BUDGET
WATER AND SEWER FUND

SHOP OPERATIONS CENTER	FY 2008-09 BUDGET	FY 2009-10 MANAGER RECOMMEND	FY 2009-10 COUNCIL APPROVED
607125 512100 SALARIES & WAGES-REG	477,790.00	503,100.00	503,100.00
607125 512200 SALARIES & WAGES-O/T	3,000.00	.00	.00
607125 518100 FICA TAX EXPENSE	37,810.00	35,600.00	35,600.00
607125 518200 RETIREMENT EXPENSE	24,710.00	23,300.00	23,300.00
607125 518300 GROUP MED & LIFE INS	88,620.00	95,000.00	94,830.00
607125 518600 WORKER'S COMP INS	17,600.00	27,900.00	27,900.00
607125 518900 RETIREE INSURANCE	7,450.00	8,650.00	7,980.00
607125 521200 UNIFORMS	4,000.00	4,600.00	4,600.00
607125 523000 MEDICAL SUPPLIES	1,000.00	1,000.00	1,000.00
607125 525100 GASOLINE & DIESEL	22,800.00	20,400.00	20,400.00
607125 526000 OFFICE SUPPLIES	3,500.00	3,500.00	3,500.00
607125 529900 SUPPLIES & MATERIALS	20,000.00	20,000.00	20,000.00
607125 532100 TELEPHONE	16,000.00	20,000.00	20,000.00
607125 533000 UTILITIES	2,100.00	.00	.00
607125 535200 R & M - EQUIPMENT	4,500.00	5,000.00	5,000.00
607125 535300 R & M - AUTO/TRUCKS	10,000.00	15,000.00	15,000.00
607125 539400 TRAVEL	800.00	1,500.00	1,500.00
607125 539500 TRAINING	300.00	1,500.00	1,500.00
607125 545600 LIAB/PROP INS & BONDS	7,500.00	7,500.00	7,500.00
607125 549100 DUES & SUBSCRIPTIONS	10,500.00	13,000.00	13,000.00
607125 553000 CAP OUTLAY-NON DEPREC	6,573.50	.00	.00
607125 554000 CAP OUTLAY-MTR VEHS	67,870.00	.00	.00

CITY OF HENDERSONVILLE
 FISCAL YEAR 2009-10 BUDGET
 WATER AND SEWER FUND

SHOP OPERATIONS CENTER	FY 2008-09 BUDGET	FY 2009-10 MANAGER RECOMMEND	FY 2009-10 COUNCIL APPROVED
-----	-----	-----	-----
607125 569000 CONTRACTED SERVICES	12,659.35	10,700.00	10,700.00
TOTAL APPROPRIATION SHOP OPERATIONS CENTER	847,082.85	817,250.00	816,410.00

CITY OF HENDERSONVILLE

FY 2009-10 BUDGET

WATER MAINTENANCE & CONSTRUCTION

APPROPRIATION SUMMARIES

<i><u>DEPARTMENTAL</u></i>	<i><u>FY 2007-08</u></i>	<i><u>FY 2008-09</u></i>	<i><u>FY 2009-10</u></i>
PERSONNEL COSTS	\$610,240	\$669,200	\$688,730
OPERATING COSTS	816,831	899,010	610,650
CAPITAL OUTLAY	<u>5,769,762</u>	<u>1,640,800</u>	<u>1,309,000</u>
TOTAL	\$7,196,833	\$3,209,010	\$2,608,380
 BUDGETED POSITIONS	 14	 14	 14

depsum19

CITY OF HENDERSONVILLE
 FISCAL YEAR 2009-10 BUDGET
 WATER AND SEWER FUND

WATER MAINTENANCE & CONSTRUCTN	FY 2008-09 BUDGET	FY 2009-10 MANAGER RECOMMEND	FY 2009-10 COUNCIL APPROVED
607126 512100 SALARIES & WAGES-REG	469,620.00	469,500.00	469,500.00
607126 512200 SALARIES & WAGES-O/T	34,000.00	36,500.00	36,500.00
607126 518100 FICA TAX EXPENSE	35,290.00	36,000.00	36,000.00
607126 518200 RETIREMENT EXPENSE	23,070.00	23,600.00	23,600.00
607126 518300 GROUP MED & LIFE INS	88,620.00	102,250.00	94,830.00
607126 518600 WORKER'S COMP INS	18,600.00	28,300.00	28,300.00
607126 519000 PROFESSIONAL SERVICES	4,000.00	5,000.00	5,000.00
607126 521200 UNIFORMS	6,000.00	5,500.00	5,500.00
607126 525100 GASOLINE & DIESEL	34,000.00	34,000.00	34,000.00
607126 529900 SUPPLIES & MATERIALS	60,241.03	60,000.00	60,000.00
607126 535200 R & M - EQUIPMENT	38,000.00	30,000.00	30,000.00
607126 535300 R & M - AUTO/TRUCKS	20,000.00	20,000.00	20,000.00
607126 539400 TRAVEL	100.00	1,000.00	1,000.00
607126 539500 TRAINING	1,000.00	2,500.00	2,500.00
607126 545600 LIAB/PROP INS & BONDS	17,250.00	17,250.00	17,250.00
607126 549100 DUES & SUBSCRIPTIONS	5,400.00	5,400.00	5,400.00
607126 553000 CAP OUTLAY-NON DEPREC	10,278.84	.00	.00
607126 554000 CAP OUTLAY-MTR VEHS	50,046.00	.00	.00
607126 559600 CAP OUTLAY-LINE UPGRD	3,770,291.57	.00	.00
607126 559700 CAP OUTLAY-OVRSIZE LN	60,000.00	30,000.00	30,000.00
607126 559900 CAP OUTLAY-OTR IMPMTS	903,900.00	1,279,000.00	1,279,000.00
607126 569000 CONTRACTED SERVICES	18,502.00	35,000.00	35,000.00

CITY OF HENDERSONVILLE
 FISCAL YEAR 2009-10 BUDGET
 WATER AND SEWER FUND

WATER MAINTENANCE & CONSTRUCTN	FY 2008-09 BUDGET	FY 2009-10 MANAGER RECOMMEND	FY 2009-10 COUNCIL APPROVED
607126 595600 ISSUES FROM INVENTORY	450,000.00	300,000.00	300,000.00
607126 595800 CUSTOMER PORTION	10,000.00	10,000.00	10,000.00
607126 598500 PAVING CUT REPAIRS	100,000.00	90,000.00	90,000.00
607126 598600 REIMBURSE WATER DEPT	-5,000.00	-5,000.00	-5,000.00
 TOTAL APPROPRIATION WATER MAINTENANCE & CONSTRUCTN	 6,223,209.44	 2,615,800.00	 2,608,380.00

CITY OF HENDERSONVILLE

FY 2009-10 BUDGET

WASTE WATER TREATMENT PLANT

APPROPRIATION SUMMARIES

<u>DEPARTMENTAL</u>	<u>FY 2007-08</u>	<u>FY 2008-09</u>	<u>FY 2009-10</u>
PERSONNEL COSTS	\$513,010	\$553,870	\$563,120
OPERATING COSTS	805,918	811,500	786,500
CAPITAL OUTLAY	<u>0</u>	<u>0</u>	<u>0</u>
TOTAL	\$1,318,928	\$1,365,370	\$1,349,620
 BUDGETED POSITIONS	 10	 10	 10

depsum20

CITY OF HENDERSONVILLE
 FISCAL YEAR 2009-10 BUDGET
 WATER AND SEWER FUND

WASTEWATER TREATMENT PLANT	FY 2008-09 BUDGET	FY 2009-10 MANAGER RECOMMEND	FY 2009-10 COUNCIL APPROVED
607134 512100 SALARIES & WAGES-REG	399,620.00	411,100.00	411,100.00
607134 512200 SALARIES & WAGES-O/T	2,000.00	2,000.00	2,000.00
607134 518100 FICA TAX EXPENSE	31,000.00	30,500.00	30,500.00
607134 518200 RETIREMENT EXPENSE	20,200.00	19,900.00	19,900.00
607134 518300 GROUP MED & LIFE INS	63,300.00	73,000.00	67,740.00
607134 518600 WORKER'S COMP INS	24,300.00	23,900.00	23,900.00
607134 518900 RETIREE INSURANCE	7,450.00	8,650.00	7,980.00
607134 519000 PROFESSIONAL SERVICES	1,000.00	2,000.00	2,000.00
607134 521200 UNIFORMS	5,500.00	6,000.00	6,000.00
607134 523000 MEDICAL SUPPLIES	250.00	500.00	500.00
607134 525100 GASOLINE & DIESEL	6,000.00	6,000.00	6,000.00
607134 526000 OFFICE SUPPLIES	900.00	900.00	900.00
607134 526100 LABORATORY SUPPLIES	12,000.00	15,000.00	15,000.00
607134 529000 CHEMICALS	8,000.00	10,000.00	10,000.00
607134 529900 SUPPLIES & MATERIALS	8,000.00	9,000.00	9,000.00
607134 532100 TELEPHONE	3,500.00	4,000.00	4,000.00
607134 532500 POSTAGE	3,000.00	4,500.00	4,500.00
607134 533000 UTILITIES	228,000.00	225,000.00	225,000.00
607134 535100 R & M - BUILDINGS	2,000.00	2,000.00	2,000.00
607134 535200 R & M - EQUIPMENT	80,000.00	80,000.00	80,000.00
607134 535300 R & M - AUTO/TRUCKS	4,000.00	4,000.00	4,000.00
607134 537000 ADVERTISING	.00	500.00	500.00

CITY OF HENDERSONVILLE
 FISCAL YEAR 2009-10 BUDGET
 WATER AND SEWER FUND

WASTEWATER TREATMENT PLANT	FY 2008-09 BUDGET	FY 2009-10 MANAGER RECOMMEND	FY 2009-10 COUNCIL APPROVED
607134 539400 TRAVEL	500.00	2,000.00	2,000.00
607134 539500 TRAINING	3,000.00	3,500.00	3,500.00
607134 545600 LIAB/PROP INS & BONDS	14,000.00	14,000.00	14,000.00
607134 549100 DUES & SUBSCRIPTIONS	8,500.00	9,600.00	9,600.00
607134 549700 PRETREATMENT PROGRAM	5,000.00	8,000.00	8,000.00
607134 569000 CONTRACTED SERVICES	20,000.00	20,000.00	20,000.00
607134 569100 SLUDGE MANAGEMENT	350,000.36	360,000.00	360,000.00
TOTAL APPROPRIATION WASTEWATER TREATMENT PLANT	1,311,020.36	1,355,550.00	1,349,620.00

CITY OF HENDERSONVILLE

FY 2009-10 BUDGET

SEWER MAINTENANCE & CONSTRUCTION

APPROPRIATION SUMMARIES

<u>DEPARTMENTAL</u>	<u>FY 2007-08</u>	<u>FY 2008-09</u>	<u>FY 2009-10</u>
PERSONNEL COSTS	\$449,100	\$488,050	\$490,690
OPERATING COSTS	559,645	556,500	518,500
CAPITAL OUTLAY	<u>1,568,243</u>	<u>196,300</u>	<u>300,000</u>
TOTAL	\$2,576,988	\$1,240,850	\$1,309,190

BUDGETED POSITIONS	10	10	10
-----------------------	----	----	----

depsum21

CITY OF HENDERSONVILLE
 FISCAL YEAR 2009-10 BUDGET
 WATER AND SEWER FUND

SEWER MAINTENANCE & CONSTRUCTN	FY 2008-09 BUDGET	FY 2009-10 MANAGER RECOMMEND	FY 2009-10 COUNCIL APPROVED
607136 512100 SALARIES & WAGES-REG	339,550.00	334,500.00	334,500.00
607136 512200 SALARIES & WAGES-O/T	28,000.00	25,750.00	25,750.00
607136 518100 FICA TAX EXPENSE	25,500.00	25,700.00	25,700.00
607136 518200 RETIREMENT EXPENSE	16,700.00	16,800.00	16,800.00
607136 518300 GROUP MED & LIFE INS	63,300.00	73,000.00	67,740.00
607136 518600 WORKER'S COMP INS	15,000.00	20,200.00	20,200.00
607136 519000 PROFESSIONAL SERVICES	1,500.00	2,500.00	2,500.00
607136 521200 UNIFORMS	4,000.00	3,500.00	3,500.00
607136 525100 GASOLINE & DIESEL	22,000.00	22,000.00	22,000.00
607136 529900 SUPPLIES & MATERIALS	60,004.55	55,000.00	55,000.00
607136 535200 R & M - EQUIPMENT	20,000.00	20,000.00	20,000.00
607136 535300 R & M - AUTO/TRUCKS	19,000.00	22,000.00	22,000.00
607136 539400 TRAVEL	200.00	1,000.00	1,000.00
607136 539500 TRAINING	500.00	2,000.00	2,000.00
607136 543900 RENT - EQUIPMENT	250.00	1,000.00	1,000.00
607136 545600 LIAB/PROP INS & BONDS	9,500.00	9,500.00	9,500.00
607136 549100 DUES & SUBSCRIPTIONS	3,000.00	3,000.00	3,000.00
607136 553000 CAP OUTLAY-NON DEPREC	2,800.00	.00	.00
607136 554000 CAP OUTLAY-MOTOR VEHS	33,773.00	.00	.00
607136 559600 CAP OUTLAY-I/I UPGRD	138,110.00	160,000.00	160,000.00
607136 559700 CAP OUTLAY-LINE UPGRD	8,305.42	301,300.00	140,000.00
607136 559900 CAP OUTLAY-OTR IMPMTS	140,475.00	.00	.00

CITY OF HENDERSONVILLE
 FISCAL YEAR 2009-10 BUDGET
 WATER AND SEWER FUND

SEWER MAINTENANCE & CONSTRUCTN	FY 2008-09 BUDGET	FY 2009-10 MANAGER RECOMMEND	FY 2009-10 COUNCIL APPROVED
-----	-----	-----	-----
607136 569000 CONTRACTED SERVICES	282,000.00	282,000.00	282,000.00
607136 595600 ISSUES FROM INVENTORY	30,000.00	30,000.00	30,000.00
607136 595800 CUSTOMER PORTION	5,000.00	5,000.00	5,000.00
607136 598500 PAVING CUT REPAIRS	65,000.00	65,000.00	65,000.00
607136 598600 REIMBURSE SEWER DEPT	-5,000.00	-5,000.00	-5,000.00
 TOTAL APPROPRIATION SEWER MAINTENANCE & CONSTRUCTN	 1,328,467.97	 1,475,750.00	 1,309,190.00

CITY OF HENDERSONVILLE

FY 2009-10 BUDGET

W/S -- OTHER APPROPRIATIONS

APPROPRIATION SUMMARIES

<u>OTHER APPROPRIATIONS</u>	<u>FY 2007-08</u>	<u>FY 2008-09</u>	<u>FY 2009-10</u>
NON-DEPARTMENTAL	\$7,154,660	\$5,270,760	\$4,794,480
SPECIAL APPROPRIATIONS	15,000	0	0
DEBT SERVICE	2,827,570	2,858,240	2,572,430
CONTINGENCIES	<u>200,000</u>	<u>200,000</u>	<u>200,000</u>
TOTAL	\$10,197,230	\$8,329,000	\$7,566,910

depsum22

CITY OF HENDERSONVILLE
 FISCAL YEAR 2008-09 BUDGET
 WATER AND SEWER FUND

NON-DEPARTMENTAL	FY 2008-09 BUDGET	FY 2009-10 MANAGER RECOMMEND	FY 2009-10 COUNCIL APPROVED
609619 500030 TUITION REIMBURSEMENT	2,500.00	2,500.00	2,500.00
609619 518500 STATE UNEMPLOYMNT INS	5,000.00	5,000.00	5,000.00
609619 518900 RETIREE INSURANCE	5,000.00	5,000.00	5,000.00
609619 560200 OPER TRANS TO CR FUND	550,000.00	550,000.00	550,000.00
609619 560400 CONTR TO WTP PROJECT	4,100,000.00	3,610,000.00	3,610,000.00
609619 560465 CONTR TO B/WATER PROJ	222,062.00	.00	.00
609619 561800 CONTRIBUTION TO OPEB	100,120.00	100,000.00	100,000.00
609619 598030 GOVERNING BODY	37,300.00	36,900.00	36,900.00
609619 598031 ADMIN - CITY HALL	146,580.00	154,600.00	154,600.00
609619 598032 CITY ENGINEER	187,620.00	187,790.00	187,790.00
609619 598033 IT DEPARTMENT	69,380.00	51,160.00	51,160.00
609619 598034 LEGAL DEPARTMENT	67,260.00	91,530.00	91,530.00
TOTAL APPROPRIATION NON-DEPARTMENTAL	5,492,822.00	4,794,480.00	4,794,480.00

CITY OF HENDERSONVILLE
 FISCAL YEAR 2008-09 BUDGET
 WATER AND SEWER FUND

SPECIAL APPROPRIATIONS	FY 2008-09 BUDGET	FY 2009-10 MANAGER RECOMMEND	FY 2009-10 COUNCIL APPROVED

SPECIAL APPROPRIATIONS			
609620 560200 MILLS RIVER WATERSHED	.00	.00	.00
TOTAL APPROPRIATION SPECIAL APPROPRIATIONS	.00	.00	.00

CITY OF HENDERSONVILLE
 FISCAL YEAR 2009-10 BUDGET
 WATER AND SEWER FUND

DEBT SERVICE	FY 2008-09 BUDGET	FY 2009-10 MANAGER RECOMMEND	FY 2009-10 COUNCIL APPROVED
609621 571098 PRIN - 1998 REF BONDS	270,000.00	265,000.00	265,000.00
609621 571100 PRIN - SRLF SWR LINES	100,880.00	100,880.00	100,880.00
609621 571200 PRIN - SRLF WWTP PROJ	662,500.00	662,500.00	662,500.00
609621 571400 PRIN - 25N WTR LINES	176,160.00	.00	.00
609621 571500 PRIN - WTP UPGRADE	851,600.00	885,150.00	885,150.00
609621 572098 INT - 1998 REF BONDS	35,550.00	23,400.00	23,400.00
609621 572100 INT - SRLF SWR LINES	31,150.00	27,700.00	27,700.00
609621 572200 INT - SRLF WWTP PROJ	269,910.00	250,650.00	250,650.00
609621 572400 INT - 25N WTR LINES	69,840.00	.00	.00
609621 572500 INT - WTP UPGRADE	365,650.00	332,150.00	332,150.00
609621 575200 BANK SERVICE CHARGES	25,000.00	25,000.00	25,000.00
 TOTAL APPROPRIATION DEBT SERVICE	 2,858,240.00	 2,572,430.00	 2,572,430.00

CITY OF HENDERSONVILLE
 FISCAL YEAR 2009-10 BUDGET
 WATER AND SEWER FUND

CONTINGENCIES	FY 2008-09 BUDGET	FY 2009-10 MANAGER RECOMMEND	FY 2009-10 COUNCIL APPROVED

CONTINGENCIES			
609910 599100 CONTINGENCIES	200,000.00	200,000.00	200,000.00
TOTAL APPROPRIATION CONTINGENCIES	200,000.00	200,000.00	200,000.00

CITY OF HENDERSONVILLE

FY 2009-10 BUDGET

SOLID WASTE FUND

REVENUE SUMMARIES

<u>CATEGORY</u>	<u>FY 2007-08</u>	<u>FY 2008-09</u>	<u>FY 2009-10</u>
RESIDENTIAL	\$395,000	\$535,000	\$535,000
COMMERCIAL	110,000	125,000	125,000
RECYCLING	0	0	5,000
MISCELLANEOUS INCOME	<u>100</u>	<u>100</u>	<u>600</u>
SUBTOTAL	\$505,100	\$660,100	\$665,600
FUND BALANCE APPROPRIATED	110,720	140,250	224,440
OPERATING TRANSFERS	<u>418,320</u>	<u>292,060</u>	<u>387,600</u>
TOTAL	<u>\$1,034,140</u>	<u>\$1,092,410</u>	<u>\$1,277,640</u>

revsum3

CITY OF HENDERSONVILLE
 FISCAL YEAR 2009-10 BUDGET
 SOLID WASTE FUND

	FY 2008-09 BUDGET	FY 2009-10 MANAGER RECOMMEND	FY 2009-10 COUNCIL APPROVED
680014 451500 WASTE DISPSL FEES-RES	535,000.00	535,000.00	535,000.00
680014 451600 WASTE DISPSL FEES-COM	125,000.00	125,000.00	125,000.00
680014 451700 WASTE DISPSL FEES-REC	.00	5,000.00	5,000.00
680070 483100 INTEREST INCOME	100.00	100.00	100.00
680080 443900 MISCELLANEOUS INCOME	.00	500.00	500.00
680090 498210 OPER TRANS FR GEN FD	500,670.00	387,600.00	387,600.00
680090 499200 FUND BALANCE APPROP	140,250.00	231,140.00	224,440.00
TOTAL REVENUE	1,301,020.00	1,284,340.00	1,277,640.00

CITY OF HENDERSONVILLE

FY 2009-10 BUDGET

SOLID WASTE FUND

APPROPRIATION SUMMARIES

<u>DEPARTMENTAL</u>	<u>FY 2007-08</u>	<u>FY 2008-09</u>	<u>FY 2009-10</u>
PERSONNEL COSTS	\$423,350	\$441,600	\$438,770
OPERATING COSTS	610,690	650,810	648,870
CAPITAL OUTLAY	<u>0</u>	<u>0</u>	<u>190,000</u>
TOTAL	\$1,034,040	\$1,092,410	\$1,277,640
BUDGETED POSITIONS	10	10	10

depsum23

CITY OF HENDERSONVILLE
 FISCAL YEAR 2009-10 BUDGET
 SOLID WASTE FUND

SOLID WASTE DISPOSAL FUND	FY 2008-09 BUDGET	FY 2009-10 MANAGER RECOMMEND	FY 2009-10 COUNCIL APPROVED
684710 512100 SALARIES & WAGES-REG	302,480.00	290,110.00	290,110.00
684710 512200 SALARIES & WAGES-O/T	20,000.00	18,000.00	18,000.00
684710 518100 FICA TAX EXPENSE	23,380.00	22,530.00	22,530.00
684710 518200 RETIREMENT EXPENSE	15,290.00	14,730.00	14,730.00
684710 518300 GROUP MED & LIFE INS	63,300.00	73,100.00	67,740.00
684710 518600 WORKER'S COMP INS	9,400.00	9,700.00	9,700.00
684710 518900 RETIREE INSURANCE	13,450.00	17,300.00	15,960.00
684710 519000 PROFESSIONAL SERVICES	4,800.00	1,000.00	1,000.00
684710 519100 AUDIT FEES	1,000.00	1,000.00	1,000.00
684710 521200 UNIFORMS	4,500.00	4,500.00	4,500.00
684710 525100 GASOLINE & DIESEL	51,000.00	40,270.00	40,270.00
684710 525200 TIRES	14,000.00	14,000.00	14,000.00
684710 525300 VEHICLE PARTS	23,000.00	20,000.00	20,000.00
684710 525400 OIL, LUBRICATION, ETC	1,900.00	2,000.00	2,000.00
684710 526000 OFFICE SUPPLIES	1,000.00	700.00	700.00
684710 529900 SUPPLIES & MATERIALS	30,000.00	30,000.00	30,000.00
684710 532100 TELEPHONE	1,200.00	1,200.00	1,200.00
684710 532500 POSTAGE	2,000.00	2,000.00	2,000.00
684710 535200 R & M - EQUIPMENT	5,000.00	5,000.00	5,000.00
684710 535300 R & M - AUTO/TRUCKS	14,000.00	14,000.00	14,000.00
684710 545600 LIAB/PROP INS & BONDS	8,200.00	8,200.00	8,200.00
684710 549200 UNCOLLECTIBLE ACCOUNT	5,000.00	5,000.00	5,000.00

CITY OF HENDERSONVILLE
 FISCAL YEAR 2009-10 BUDGET
 SOLID WASTE FUND

SOLID WASTE DISPOSAL FUND	FY 2008-09 BUDGET	FY 2009-10 MANAGER RECOMMEND	FY 2009-10 COUNCIL APPROVED
-----	-----	-----	-----
684710 554000 CAP OUTLAY-MOTOR VEHS	150,000.00	160,000.00	160,000.00
684710 555000 CAP OUTLAY-OTR EQUIP	30,000.00	30,000.00	30,000.00
684710 569000 CONTRACTED SERVICES	212,537.30	215,000.00	215,000.00
684710 569300 TIPPING FEES	284,351.69	270,000.00	270,000.00
684710 598300 REIMB G/F FLEET MAINT	10,000.00	10,000.00	10,000.00
689619 518500 STATE UNEMPLOYMNT INS	5,000.00	5,000.00	5,000.00
689621 571000 PRINCIPAL - 2004 G/TR	22,080.00	.00	.00
689621 572000 INTEREST -- 2004 G/TR	540.00	.00	.00
 TOTAL APPROPRIATION SOLID WASTE DISPOSAL FUND	 1,328,408.99	 1,284,340.00	 1,277,640.00

WATER AND SEWER CAPITAL PROJECT FUNDS

These funds account for the accumulation of resources and the subsequent disbursement of such resources in renovating major fixed assets in the in the water and sewerage systems.

CITY OF HENDERSONVILLE
 FISCAL YEAR 2009-10 BUDGET
 WTP RENOVATION PROJECT

	FY 2008-09 BUDGET	FY 2009-10 MANAGER RECOMMEND	FY 2009-10 COUNCIL APPROVED

710070 483160 INT INC - WTP PROJ	190,000.00	190,000.00	190,000.00
TOTAL APPROPRIATION	190,000.00	190,000.00	190,000.00
710090 498260 OPER TRANS FR WS FD	9,710,000.00	9,710,000.00	9,710,000.00
710090 499100 PROCEEDS OF DEBT	10,000,000.00	10,000,000.00	10,000,000.00
TOTAL APPROPRIATION	19,710,000.00	19,710,000.00	19,710,000.00
717124 519400 PROF SERVICES-ENGRING	1,060,000.00	1,060,000.00	1,060,000.00
717124 558000 CAP OUTLAY-BUILDINGS	17,296,300.00	17,296,300.00	17,296,300.00
717124 599100 CONTINGENCIES	1,543,700.00	1,543,700.00	1,543,700.00
TOTAL APPROPRIATION	19,900,000.00	19,900,000.00	19,900,000.00

CITY OF HENDERSONVILLE
 FISCAL YEAR 2009-10 BUDGET
 RAW WATER INTAKE PROJECT

	FY 2008-09 BUDGET	FY 2009-10 MANAGER RECOMMEND	FY 2009-10 COUNCIL APPROVED
720090 434990 GRANT REVENUE-NCRCDCG	500,000.00	500,000.00	500,000.00
720090 434991 GRANT REVENUE-USACEG	1,596,750.00	.00	.00
720090 489260 CONTR FROM W&S FUND	.00	204,102.00	204,102.00
720090 499100 NO INTEREST LOAN-DENR	.00	962,449.00	962,449.00
720090 499101 DEBT FORGIVENESS-DENR	.00	962,449.00	962,449.00
720090 499200 FUND BALANCE APPROP	532,250.00	.00	.00
TOTAL APPROPRIATION	2,629,000.00	2,629,000.00	2,629,000.00
727124 519400 PROF SERVICES-ENGRING	328,680.00	328,680.00	328,680.00
727124 557000 CAP OUTLAY-LAND & ROW	90,200.00	90,200.00	90,200.00
727124 559900 CAP OUTLAY-OTR IMPMTS	2,001,000.00	2,001,000.00	2,001,000.00
727124 599100 CONTINGENCIES	209,120.00	209,120.00	209,120.00
TOTAL APPROPRIATION	2,629,000.00	2,629,000.00	2,629,000.00

CITY OF HENDERSONVILLE
 FISCAL YEAR 2009-10 BUDGET
 WOLFPEN CREEK SEWER OUTFALL

	FY 2008-09 BUDGET	FY 2009-10 MANAGER RECOMMEND	FY 2009-10 COUNCIL APPROVED
730090 499100 NO INTEREST LOAN-DENR	.00	1,262,500.00	1,262,500.00
730090 499101 DEBT FORGIVENESS-DENR	.00	1,262,500.00	1,262,500.00
TOTAL APPROPRIATION	.00	2,525,000.00	2,525,000.00
737136 557000 CAP OUTLAY-LAND & ROW	.00	75,000.00	75,000.00
737136 559900 CAP OUTLAY-OTR IMPMTS	.00	2,450,000.00	2,450,000.00
TOTAL APPROPRIATION	.00	2,525,000.00	2,525,000.00

FEE SCHEDULE

CITY OF HENDERSONVILLE FEE SCHEDULE

2009-10

(effective 07-01-09)

DESCRIPTION	COST/CHARGE/FEE
ADMINISTRATION	
Application for Certificate of Public Convenience & Necessity (taxicab)	\$50
Copies (including ordinances, etc.)	.10
Special Event Vendors:	
Food vendors (per day)	\$30
Non-Food Vendors (per day)	\$15
FINANCE/TAX DEPARTMENT - PRIVILEGE LICENSES (see pages 101-103 for privilege license schedule)	
PLANNING DEPARTMENT (Fees include the cost of advertising where applicable.)	
Annexation, Voluntary (contiguous or satellite, whether zoning action is required or not)	None
Site Plan Reviews and Amendments	
Commercial, Industrial or Institutional	
5,000 - 10,000 square feet in floor area	\$300
10,000 - 50,000 square feet in floor area	\$450
Minor Planned Residential Developments	
3 - 10 dwellings	\$300
11 - 50 dwellings	\$450
Special Use Reviews and Amendments	\$100/acre (\$500 minimum)
Street Closing Petition	Actual Cost (\$1,000 Deposit)
Subdivision Plats	\$20/lot
Telecommunication Towers	
Basic Permit (C-3, I-1)	\$450
Special Use Permit (Fee applicable only to applications required to meet the additional standards contained in Section 10-5-7.4. Fees for towers proposed for siting in PCD or PID district are included in the fee for special use review.)	\$2,500
Zoning Ordinance Map Amendment (Legislative rezoning)	
Commercial or Industrial	\$275
Residential < 3 acres	\$175
Residential > 3 acres	\$225
Zoning Ordinance Text Amendments	\$175
POLICE DEPARTMENT	
Fingerprinting	\$10
Monthly parking space fee	\$20
Monthly parking space fee in the metropolitan service business district	\$30
Construction Vehicle Parking Permit (14 day limit)	\$5/day
PUBLIC WORKS	
Boyd Park Mini-golf	
Adults	\$1.50
Children	\$1
Oakdale Cemetery Lots (per grave space)	
City Resident	\$500
Out of City Resident	\$1,000
Patton Park	
Small Pavilion	\$25
Large Pavilion (May through September)	\$50
Whitmire Activity Building Rental – (Security deposit required to equal rental fee)	
Not-for-profit rentals (dinners, weddings, meetings, etc.)	
Daily charge (8:00 a.m. - 4:00 p.m.)	\$100
Daily charge (5:00 p.m. - 11:00 p.m.)	\$100
For all day rental (8:00 a.m. - 11:00 p.m.)	\$200
SECURITY DEPOSIT REQUIRED (to equal rental fee)	
Profit making rentals (charge at door and/or items for sale)	
Daily charge (8:00 a.m. - 4:00 p.m.)	\$200
Daily charge (5:00 p.m. - 11:00 p.m.)	\$200
For all day rental (8:00 a.m. - 11:00 p.m.)	\$400

Miscellaneous	
Backhoe (per hour)	\$80
Building maintenance fees (per hour)	\$45
Bush hogs/tractor mowing (per hour)	\$80
Fleet maintenance fees (per hour)	\$45
Gas Utility Cuts (per 5' x 5' cut)	\$300
Water/Flusher Truck (per load)	\$100
Water/Sewer Utility Cuts	\$300
Weed eater/hedge trimmer (per hour)	\$40
SANITATION DIVISION	
Special loads (tipping fee added to special fee)	\$100
SOLID WASTE	
Residential	
96-gallon container (non recycler)	\$12.50
96-gallon container (actively recycles)	\$8.00
32-gallon container (non recycler)	\$10.50
32-gallon container (actively recycles)	\$6.00
Commercial	
Business refuse pickup per can (96-gallon containers only)	\$22.50
Container Lease - per can (one time fee)	\$55
WATER AND SEWER DEPARTMENT (see pages 104-107)	
ZONING DEPARTMENT	
Administrative Review	No charge
Conditional Use Application	\$150
Development Permit	\$150
Non-conforming Use (Change)	\$60
Sign Permit (<i>Based on cost of sign, minimum fee of \$25</i>)	
\$1,000	\$30
\$2,000	\$35
\$3,000	\$40
\$4,000	\$45
\$5,000	\$50
\$6,000	\$60
\$7,000	\$65
\$8,000	\$70
\$9,000	\$80
\$10,000	\$85
\$20 for each additional \$1,000 above \$10,000	\$20
Fine for erection of sign without permit (plus the fee to obtain permit)	\$50
Temporary Use Permit & Permit Renewal	\$60
Variance	\$60
Zoning Map	\$5
Zoning Permit	\$40

Privilege License Fee Schedule

Listed below are Schedules A, B, C and D. Review each section for the fee(s) that may apply to your business. Some businesses with various types of activities may be required to pay a fee under more than one section of the privilege license fee schedule. The license year runs from July 1 through June 30.

Schedule A - Privilege License Fees Based on Flat Fees (regulated by the City of Hendersonville)

Description	Amount	Description	Amount
Ambulances	\$15.00 per vehicle	Lounge, Bars & Nightclubs No Live Entertainment	\$50.00
		Live Entertainment	\$100.00
Armored Car/Courier Service/Security Guards	\$37.50	Manufacturing-not otherwise taxed or exempt	\$50.00
Brokers, Dealers and Commission Merchants	\$50.00	Metal Brokers and Dealers	\$50.00
Building Materials	\$50.00	Mill Supplies	\$50.00
Carnival	\$100.00/week \$5.00 per device	Miscellaneous Services - Other	\$35.00
		Rental	\$35.00
		Delivery/Hauling Service	\$35.00
Cigar, Cigarette, Tobacco Retailers and Jobbers	\$10.00	Monuments	\$30.00
Convenience Store	\$125.00	Oils, Sale of Certain Oils	\$25.00
Day Care/Pre-School Less Than 50 Children	\$50.00	Packing House	\$100.00
50-99 Children	\$100.00		
100-149 Children	\$200.00		
150-200 Children	\$300.00		
More than 200 Children	\$400.00		
Department Store	\$100.00	Property Management	\$35.00
Drug Store	\$50.00	Retail- Not Otherwise Taxed or Exempt	\$ 35.00
Fertilizer Dealers	\$50.00	Retail/Wholesale Stores (i.e., Wal-Mart, Sam's, Kmart)	\$400.00
Five and Ten Cent Stores/ Dollar Stores	\$150.00	School of Instruction	\$25.00
Food Distributors	\$50.00	Storage, Transfer Warehouses	\$50.00
Furniture Stores	\$100.00	Tattoo/ Body Piercing	\$50.00
Gas or Fuel Oil Companies	\$200.00	Telegraph Company	\$50.00
Grocery Stores	\$50.00	Trades Not Otherwise Taxed or Exempt	\$50.00
Hardware Store	\$100.00	Wholesale – Not Otherwise Taxed or Exempt	\$50.00

Schedule B – Privilege License Fees Regulated by the State of North Carolina

Description	Amount	Description	Amount	Description	Amount
Advertising-Outdoor	\$35.00	Contractor	\$10.00	Motorcycle Dealers	\$ 12.50
Advertising- Other	\$25.00	Dry Cleaners - Inside Dry Cleaners - In/Out	\$50.00 \$100.00	Movie Theaters-Per room	\$ 200.00
Amusements, General (Arcades, etc.)	\$25.00	Electrical Contractor	\$50.00	Music Machines (per machine)	\$ 5.00
Amusements-Dances Admission Charged	\$25.00	Electronic Video Game (per machine)	\$ 5.00	Outdoor Theater	\$100.00
Automatic Sprinkler Installation (office in City limits)	\$100.00	Elevator Installation (office in City limits)	\$100.00	Pawnbroker	\$275.00
Automobile Dealership	\$25.00	Employment Agency	\$100.00	Pianos Sales	\$ 5.00
Automotive (Retail) Equipment	\$12.50	Fire Arms Dealer	\$50.00	Plumbing Contractor	\$50.00
Automotive Equipment (Wholesale)	\$37.50	Fortune Tellers/Palmists	\$2,600.00	Pool Tables	\$25.00
Barber Shop- Per Operator	\$ 2.50	Heating/Mechanical Contractor	\$50.00	Precious Metal Dealers w/Manager additional for each employee	\$10.00 \$10.00 \$3.00
Beauty Shop- Per Operator	\$ 2.50	Hotel/Motel-Per Room (\$25 Minimum)	\$1.00	Restaurant/ Café (0-4 Seats)	\$25.00
Bicycles-Sales/ Accessories	\$25.00	Ice Cream Manufacture	\$12.50	Restaurant/ Café (5+ Seats)	\$42.50
Bowling Alley- Per Alley	\$10.00	Ice Cream-Retail Sales	\$ 2.50	Service Station/Garage	\$12.50
Camp Grounds	\$12.50	Itinerant Merchants	\$100.00	Specialty Market Operator	\$200.00
Chain Stores	\$50.00	Knives, Daggers, Slingshots etc	\$200.00	Sundries (soft drinks, tobacco, etc.)	\$ 4.00
Check Cashing Business	\$100.00	Laundries – Inside – In/Out	\$50.00 \$100.00	Taxicabs (Per Cab)	\$ 15.00
Circus/ Per Day	\$25.00	Loan Agency	\$100.00	Undertaker/Coffin Dealers	\$50.00
Collection Agency	\$50.00	Manicurist (Per Operator)	\$ 2.50	Video/Rental/Sales	\$25.00

Schedule C – Businesses Exempt from Fees

The following activities are exempt from privilege license fees. Exempt businesses engaging in non-exempt business activities, are required to pay the privilege license fee for those activities. *Example: The sale of computer hardware is exempt, however software sales and service are not exempt and the privilege license fees must be paid for those activities.*

Accountants	Distributing Motor Fuel at Wholesale	Osteopaths
Alarm Systems	Embalmers	Pest Control Applicators
Alarm Monitoring	Engineers	Photographers
Appliance Sales/Rental	Flea Market/Specialty Vendors	Physicians
Architects	Healers	Private Detectives/Investigator
Art Festivals	Installment Paper Dealer	Railway Companies
Attorneys	Insurance Company	Real Estate Agents
Auctioneers	Landscape Architects	Real Estate Appraisers
Banks	Land Surveyors	Real Estate Loan Broker
Bondsmen	Merchandising Machines	Savings & Loan Assoc.
Breweries	Morticians	Soft Drink Manufacturers
Bus Companies	Motion Picture Making	Surgeons
Chiropractists	Newspaper	Telephone Companies
Chiropractors	Office Equipment Sales/Rental	Winery
Coop Markets	Opticians	Vending Machines Corporations
Computer Hardware Retail/ Rental	Optometrists	Veterinarian
Dentists	Ophthalmologist	Home Inspectors

Schedule D – Fees regulated by the State of North Carolina for the sale of beer and wine.

Beer On Premises	\$15.00	Wholesale Dealers Beer Only	\$37.50
Beer Off Premises	\$5.00	Wholesale Dealers Wine Only	\$37.50
Wine On Premises	\$15.00	Both Beer & Wine under same License	\$62.50
Wine Off Premises	\$10.00		

**FISCAL YEAR 2009-2010
WATER RATE SCHEDULE
(EFFECTIVE DATE: JULY 1, 2009)**

INSIDE

Residential (NEW)		
Base Charge per Account		\$ 4.62 /month
Account Deposit (Refundable)		\$ -
	0 - 40,000 gallons	\$ 2.48 /1000-gallons
	>40,000 gallons	\$ 2.73 /1000-gallons
		/1000-gallons
Commercial/Industrial		
Base Charge per Account		\$ 4.62 /month
Account Deposit (Refundable)		\$ -
	0 - 40,000 gallons	\$ 2.48 /1000-gallons
	40,000 - 200,000 gallons	\$ 1.88 /1000-gallons
	>200,000 gallons	\$ 1.76 /1000-gallons
Irrigation (NEW)		
Base Charge per Account		\$ 5.08 /month
Account Deposit (Refundable)		\$ -
	0 - 40,000 gallons	\$ 2.73 /1000-gallons
	>40,000 gallons	\$ 3.00 /1000-gallons
		/1000-gallons

OUTSIDE

Residential (NEW)		
Base Charge per Account		\$ 7.38 /month
Account Deposit (Refundable)		\$ -
	0 - 40,000 gallons	\$ 3.97 /1000-gallons
	>40,000 gallons	\$ 4.37 /1000-gallons
		/1000-gallons
Commercial/Industrial		
Base Charge per Account		\$ 7.38 /month
Account Deposit (Refundable)		\$ -
	0 - 40,000 gallons	\$ 3.97 /1000-gallons
	40,000 - 200,000 gallons	\$ 2.96 /1000-gallons
	>200,000 gallons	\$ 2.80 /1000-gallons
Municipal		
Base Charge per Account		\$ 7.38 /month
Account Deposit (Refundable)		\$ -
	All usage	\$ 2.56 /1000-gallons
Irrigation (NEW)		
Base Charge per Account		\$ 8.12 /month
Account Deposit (Refundable)		\$ -
	0 - 40,000 gallons	\$ 4.37 /1000-gallons
	>40,000 gallons	\$ 4.81 /1000-gallons
		/1000-gallons
Bulk Water Sales (NEW)		
Base Charge per Account		\$ 8.12 /month
Account Deposit (Refundable)		\$ -
	0 - 40,000 gallons	\$ 4.37 /1000-gallons
	>40,000 gallons	\$ 4.81 /1000-gallons
		/1000-gallons

FISCAL YEAR 2009-2010
WATER FEE SCHEDULE
(EFFECTIVE DATE: JULY 1, 2009)

TAPS & CONNECTIONS	
Water Availability and Meter Application Fee	\$25.00
Water Tap, 5/8"	\$775.00
Water Taps >5/8"	Cost Plus 10%
Water - Stub Out	\$375.00
*SYSTEM DEVELOPMENT CHARGES (SDC)	
Impact Fee (per meter equivalent)	\$800.00
>5/8" Water Meter	See Schedule
METERS	
Turn On / Set Meter During Business Hours	\$35.00
Turn On / Set Meter After Business Hours	\$85.00
Test Meter, at Customer's Request (<1-in.); If Meter Faulty - No Charge	\$40.00
Test Meter, at Customer's Request (>1-in.); If Meter Faulty - No Charge	\$45 + Cost
Test Line Pressure, at Customer's Request	\$45.00
ENGINEERING REVIEW FEES	
Line Extensions	\$300.00
Pump Stations	\$75.00
Storage Tanks	\$75.00
MISCELLANEOUS FEES	
Reconnection for Non-Payment (During business hours)	
During Business Hours	\$35.00
After Business Hours	\$85.00
Reconnection of Service at Main	Actual Cost
Replace Meter Removed Due to Additional Consumption After Cut-Off for Non-	
During Business Hours	\$60.00
After Business Hours	\$85.00
Premise Visit	\$35.00
Fire Hydrant Installation	Actual Cost
Certified Fire Hydrant Flow Test	\$200.00
Concrete Core Drill, Cost / Inch of Diameter	\$100.00
Returned Check Fee	Max Allowed by Law
Chemical Analysis of Water	Cost Plus 10%

*System Development Charge calculated using AWWA meter equivalent, all meters related to 3/4" x 5/8" meter.

FISCAL YEAR 2009-2010
WATER SYSTEM DEVELOPMENT CHARGE SCHEDULE
(EFFECTIVE DATE: JULY 1, 2009)

Meter Size, in.	Meter Equivalent	Cost
5/8	1	\$ 800
1	3	\$ 2,400
1-1/2	5	\$ 4,000
2	7	\$ 5,600
3	10	\$ 8,000
4	16	\$ 12,800
6	40	\$ 32,000
8	70	\$ 56,000
10	100	\$ 80,000

FISCAL YEAR 2009-2010
MANPOWER, EQUIPMENT AND OTHER RATE SCHEDULES
(EFFECTIVE DATE: JULY 1, 2009)

PERSONNEL	HOURLY RATE
Meter Reader Trainee	\$15.00
Meter Reader	\$18.00
Meter Mechanic	\$20.00
Customer Service Specialist	\$22.00
Senior Meter Mechanic	\$29.00
Line Maintenance Mechanic	\$22.00
Senior Line Maintenance Mechanic	\$22.00
Line Maintenance Crew Leader	\$27.00
Distribution/Collection Supervisor	\$32.00
Facilities Maintenance Mechanic	\$29.00
Senior Facilities Maintenance Mechanic	\$30.00
Facilities Maintenance Supervisor	\$34.00
Locator Specialist	\$21.00
Laboratory Technician	\$24.00
Laboratory Supervisor	\$35.00
Environmental Services Coordinator	\$33.00
Maintenance Supervisor	\$36.00
Superintendent	\$42.00

EQUIPMENT	HOURLY RATE
Rubber-Tired Backhoe	\$80.00
Mini-Excavator	\$40.00
Vac Truck	\$75.00
Dump Truck (single-axle)	\$30.00
Pick-Up Truck	\$25.00
Harben	\$30.00
Camera Truck	\$65.00
Boring Machine	\$20.00
Lateral Camera	\$15.00
Air Compressor	\$15.00
Air Hammer / Pusher	\$20.00
Soil Tamp	\$20.00

- o Salaries include 35% for fringe benefits plus 10% overhead.
- o For overtime multiply salaries by 1.5; for double time multiply salaries by 2.0; for double time and one-half multiply by 2.5.

**All hourly rates are subject to change without notice.

NON-EMERGENCY

All labor will be charged at time and one-half when over eight (8) hours on weekdays, weekends, and holidays and between the hours of 5:00 PM and 8:00 AM.

EMERGENCY

Emergency rate at time and one-half for regular hours; double time after eight (8) hours, nights, holidays, and weekends.

**FISCAL YEAR 2009-2010
SEWER RATE SCHEDULE
(EFFECTIVE DATE: JULY 1, 2009)**

Retail - Inside	
Base Charge per Account	\$ 5.28 /month
All usage	\$ 4.01 /1000-gallons
Retail - Outside	
Base Charge per Account	\$ 8.45 /month
All usage	\$ 6.42 /1000-gallons
Municipal	
Base Charge per Account	\$ 8.45 /month
All usage	\$ 6.11 /1000-gallons

NOTE: These sewer rates are not applicable to the Cane Creek Sanitary Sewer District.

**FISCAL YEAR 2009-2010
SEWER FEE SCHEDULE
(EFFECTIVE DATE: JULY 1, 2009)**

TAPS AND CONNECTIONS	
Sewer Taps, 4" gravity sewer tap	\$1,000.00
Fee per 6" gravity sewer tap	\$1,000.00
Fee per 8" gravity sewer tap	\$1,500.00
*SYSTEM DEVELOPMENT CHARGES (SDC)	
System Development Charge (SDC) (per meter equivalent)	\$1,375.00
>5/8" Water Meter	See Schedule
SURCHARGES	
BOD (biochemical oxygen demand), per lb. in excess of 250-mg/l	\$0.25
TSR (total suspended residue), per lb. in excess of 250-mg/l	\$0.15
Ammonia nitrogen, per lb. in excess of 30-mg/l	\$1.50
ENGINEERING REVIEW FEES	
Line Extensions	\$300.00
Pump Stations	\$75.00
MISCELLANEOUS FEES	
Premise Visit	\$35.00
Septic Tank Waste Disposal, per 1000-gallons	\$55.00
Septic Tank Waste Disposal Permit	\$50.00
Pretreatment Program	Cost of Program Per SIU
Nondischarge Permit Fee	\$250.00
Food Services Sewer Connection Application Fee	\$50.00

*System Development Charge calculated using AWWA meter equivalent, all meters related to 3/4" x 5/8" meter.